

# Bosch Rexroth NFPA Cylinders

## “Preferred Standard” Cylinders 3 Day Delivery Guarantee\*

### Powermaster® Pneumatic Cylinders (PP) (250 psi)

### Powermaster® Hydraulic Cylinders (PH) (500-1500 psi)

Bore: 1 1/2", 2", 2 1/2", 3 1/4", 4", 5", 6", 8".

Strokes to: 99–7/8"

Rod Diameters: 5/8" thru 2" (standard, 1<sup>st</sup> & 2<sup>nd</sup> oversize)

Mounts: 1 1/2" – 8": MX0,1, 2, 3, 4; MP1; MS2; MT1; MT2 and MT4.

1 1/2" – 6": MF1, MF2, MF5, MF6, MP2, MS1, MS4 & MU3.

ME3 & ME4 for 8" only. MT4.

Standard rod ends – KK1, KK2 male, KK1 Female, studded, safe.

Port or Cushion locations: Quadrants 1, 2, 3, 4 (except MT1 and MT2 which are at 1 or 3). Either Buna N or Viton seals.

Quantities up to 5 pieces for a given model.



### Pressuremaster® Hydraulic Cylinders (HH) (3000 psi\*\*)

Bore: 1 1/2", 2", 2 1/2", 3 1/4", 4", 5", 6".

Strokes to: 99–7/8"

Rod Diameters: 5/8" thru 3 1/2" (standard, 1<sup>st</sup> & 2<sup>nd</sup> oversize)

Mounts: MX0,1, 2, 3, 4; MF1; MF2; MF5; MF6; MP1; MP2; MS1; MS2; MT1; MT2; ME5;

MS4; MU3; MT4.

Standard rod ends – KK1, KK2 male, KK1 Female, studded, safe.

Port or Cushion locations: Quadrants 1, 2, 3, 4 (except ME5, ME6, MT1 and MT2 which are at 1 or 3). Either Buna N or Viton seals. Quantities up to 5 pieces for a given model.

Quantities up to 5 pieces for a given model.

### Expanded cylinder options on 3 day cylinders:

Special Rod Thread Lengths ("A" dimension)

Extended Rods ("W" dimensions)

Piston set screwed to rod

\*Preferred Standard Cylinders ship within three days or Bosch Rexroth pays the freight

### Other Delivery Programs

#### 5 Day Options:

BSP or Metric Port Threads Blunt Rod End

Stop Tube

MT4 Mounts with specified "XI" dimensions

Black Epoxy Paint

#### 10 Day Options:

Double Rod Cylinders in MF1, MS2 & MS4 mountings

Proximity Switches in Head and/or Cap

Check with factory for deliveries

Stainless steel rod material

Metallic Rod Wipers

Polypak Piston Seals (HH Only)


Cylinder must be able to be configured on BRP online configurator to be delivered within this program.

\*\*Lower pressure for MF1, MF2 and MF5, see catalog

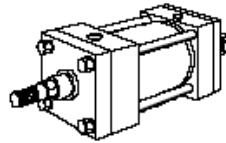
Check for Deliveries on other mounts, options, bore sizes, longer strokes, etc.!

# Bosch Rexroth

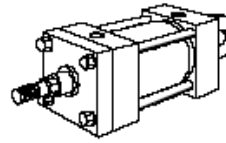
## Available Mountings – Preferred Standard Cylinders



Fixed Clevis MP1

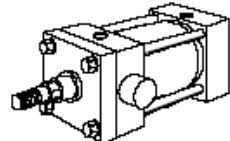


Detachable  
Clevis MP2

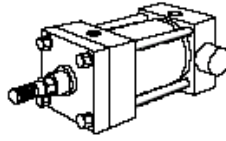


Universal  
Clevis MU3

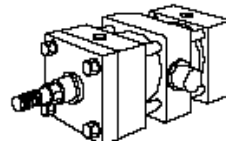
Powermaster®  
Air (PP) plus  
Pressuremaster®  
Hydraulic (HH)  
plus  
Powermaster®  
Hydraulic (PH)



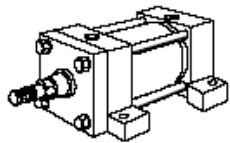
Head Trunnion  
MT1



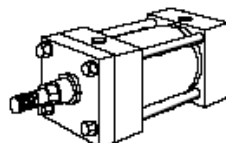
Rear (Cap)  
Trunnion MT2



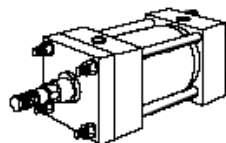
Intermediate  
Fixed Trunnion  
MT4 (Centered  
only) Or specified "XI"



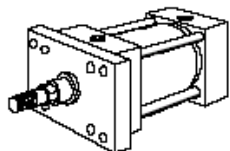
Side Lugs MS2



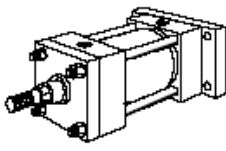
Side Tapped  
MS4



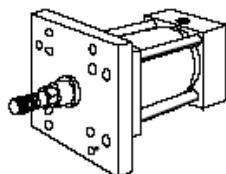
Tie Rod Mount  
MX0,1,2,3, & 4



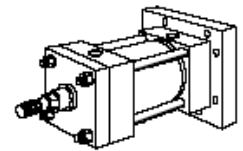
Head  
Rectangular  
Flange MF1



Cap  
Rectangular  
Flange MF2

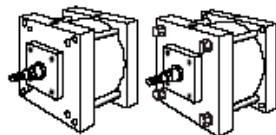


Head Square  
Flange MF5

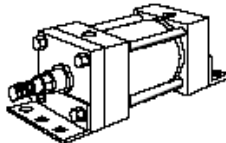


Cap Square  
Flange MF6

Powermaster®  
Air (PP) and  
Hydraulic (PH)  
only

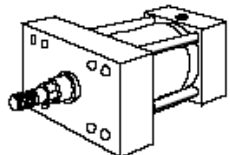


Head & Cap  
Square Flange  
ME3 & ME4



Side End  
Angles MS1

Pressuremaster®  
Hydraulic (HH)  
only



Head  
Rectangular  
Flange ME5