


19" racks

RE 29768/05.08
Replaces: 06.05

1/8

Type VT 19101, VT 19102, VT 19103

Component series 1X



K4804-4_d

19" rack, VT 19101



K4804-18_re_d

19" rack, VT 19101
(view: rear panel with plugs)

Overview of contents

Contents	Page
Features	2
Ordering details	2
Unit dimensions	2 to 5

Information on available spare parts:
www.boschrexroth.com/spc

Features

The 19" racks, VT 19101, VT 19102 and VT 19103 accept electronic assemblies in Euro-card format and they can be fitted into 19" electronic cabinets and housings.

They conform with DIN 41494 and IEC 297-3.

- Designed to VDE 0100/12.65-4
- Installation width; 84 pitch (TE) at 5.08 mm
- Designs of up to 3 x 3 height units (HE) at 44.45 mm for Euro-cards of 100 x 160 mm and 100 x 220 mm
- Electrical shock protection via a cover plate
- Sealed wiring space
- Vibration proof version (DB acceptance)

Optional outlets to cabinet wiring:

- Hinged rear panel with:
 - 140 signal connection terminals on 10 plugs with 3 HE (max. connection cross-section 2.5 mm²)
 - Separate terminal block for the supply voltage with 10 terminals (max. connection cross section 6 mm²)

- Standard connection plug coding
- Plug pre-assembly is possible

Or:

- VT 10812 connection adaptor (see RE 30105) for magazines without rear wall

Further options are:

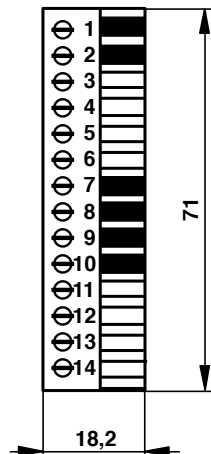
- Rear panel with plugs instead of a blank rear wall for type VT 19102 and VT 19103
- Blank rear panel

Ordering details

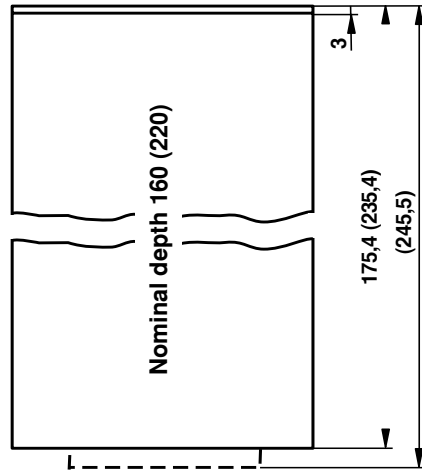
VT 191 _ _ -1X/		*
1 x 3 HE; card dimensions 100 x 160 mm	= 01	Further details (options) in clear text Magazine nominal depth For VT 19101 to VT 19103 (card dimensions 100 x 160 mm): 1 = 160 mm (without rear panel) 2 = 220 mm (with rear panel)
2 x 3 HE; card dimensions 100 x 160 mm	= 02	
3 x 3 HE; card dimensions 100 x 160 mm	= 03	
Series 10 to 19 (10 to 19: unchanged installation and connection dimensions)	= 1X	

Unit dimensions: terminal plug (dimensions in mm)

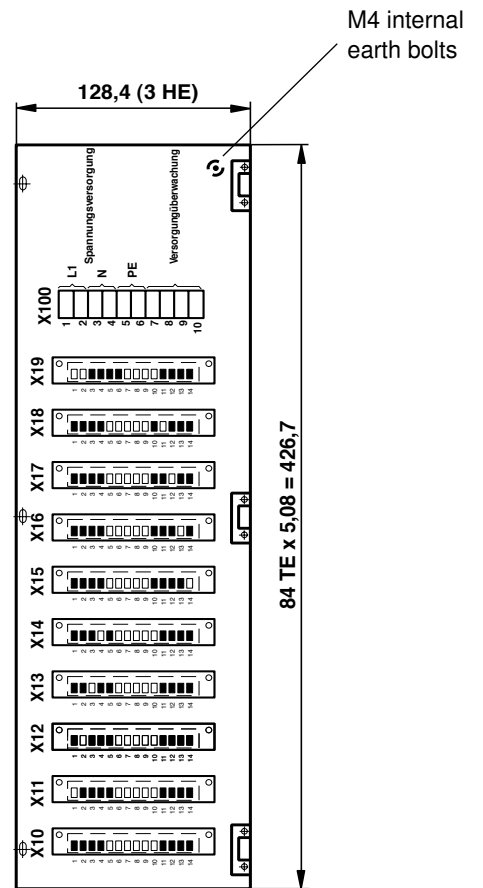
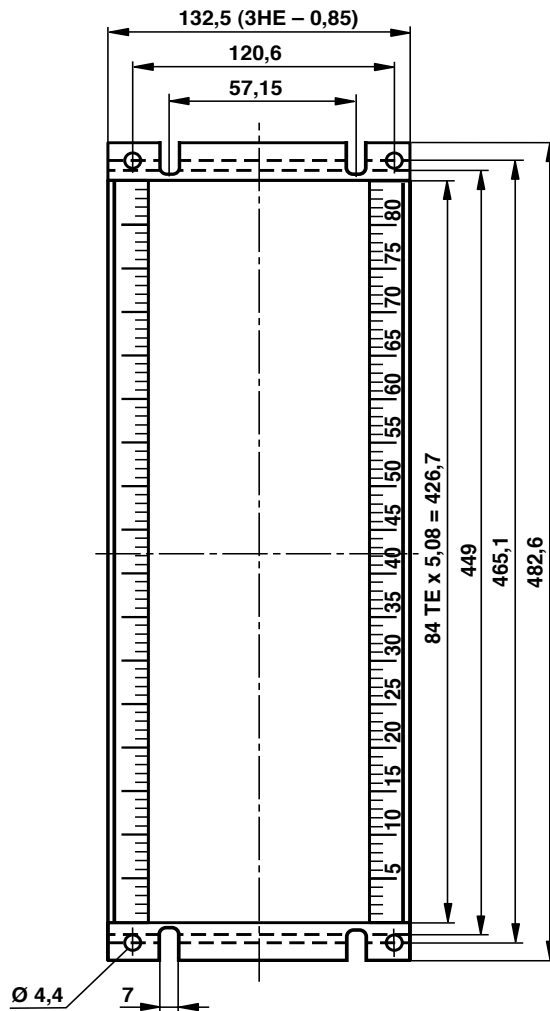
Coded terminal plug



Unit dimensions: VT 19101-1X (dimensions in mm)

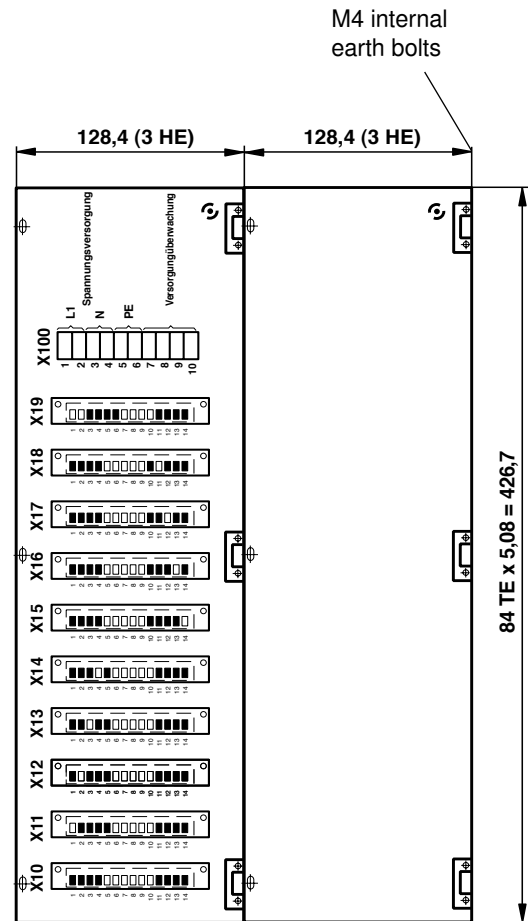
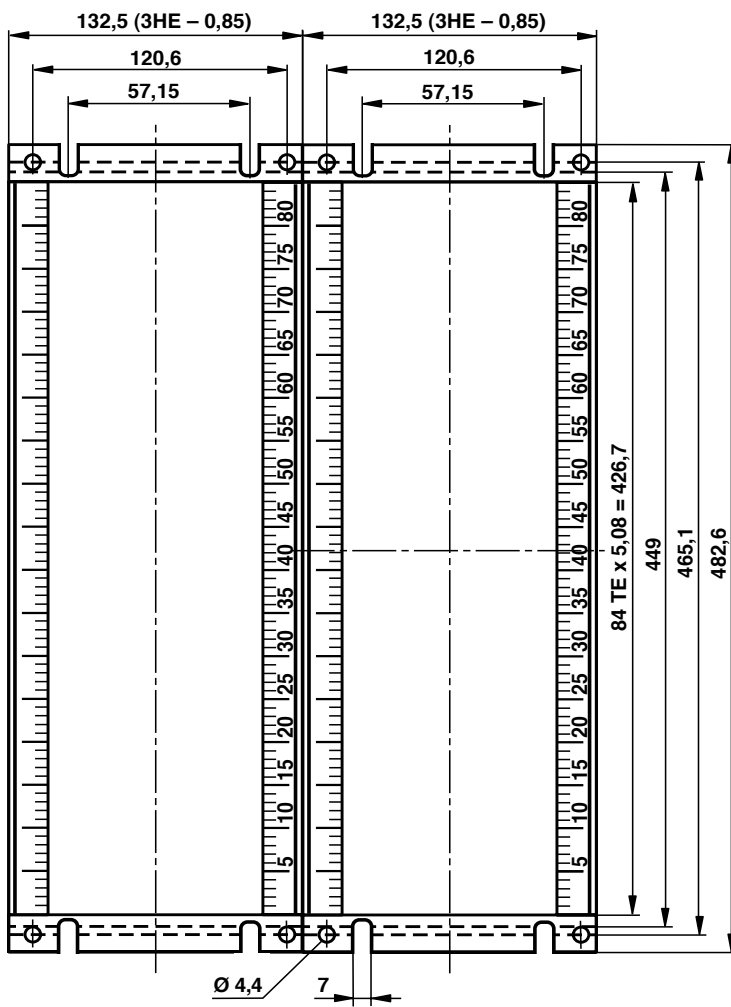
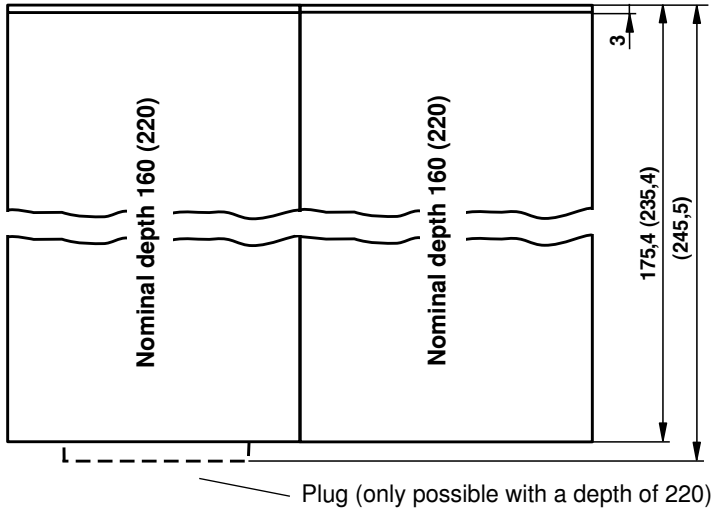


Plug (only possible with a depth of 220)



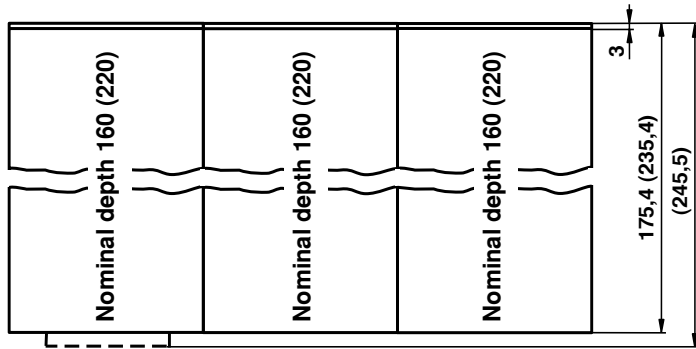
The „u“ numbers indicate the location of the cards within the magazine.
The first digit of the “u” number and the plug number gives the tier location.

Unit dimensions: VT 19102-1X (dimensions in mm)

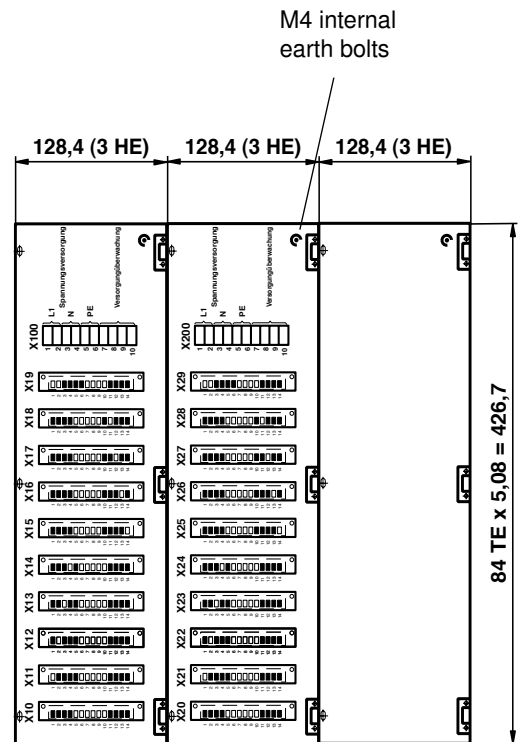
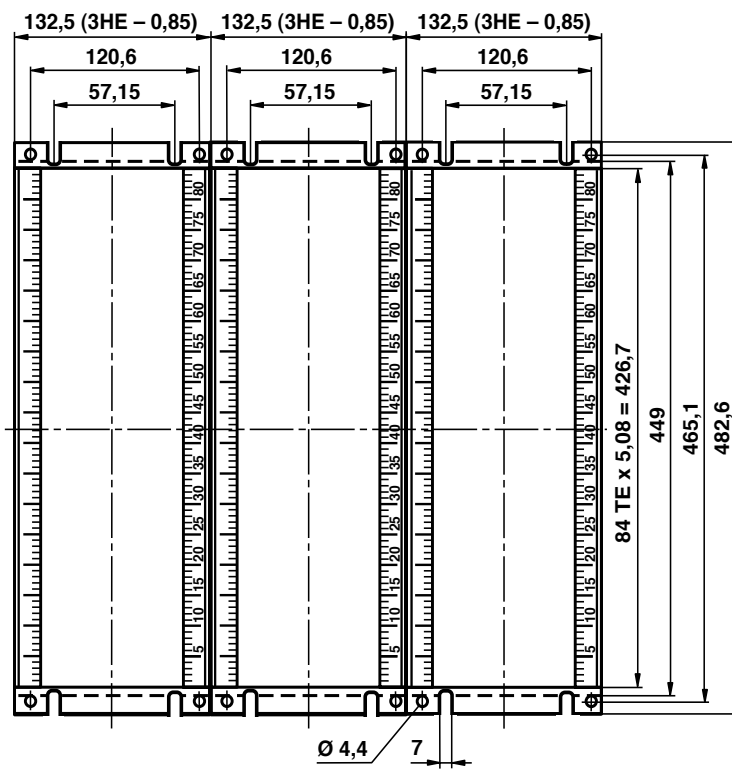


The „u“ numbers indicate the location of the cards within the magazine.
The first digit of the “u” number and the plug number gives the tier location.

Unit dimensions: VT 19103-1X (dimensions in mm)



Plug (only possible with a depth of 220)



The „u“ numbers indicate the location of the cards within the magazine.
 The first digit of the „u“ number and the plug number gives the tier location.

Notes

Notes

Bosch Rexroth AG
Hydraulics
Zum Eisengießer 1
97816 Lohr am Main, Germany
Phone +49 (0) 93 52 / 18-0
Fax +49 (0) 93 52 / 18-23 58
documentation@boschrexroth.de
www.boschrexroth.de

© This document, as well as the data, specifications and other information set forth in it, are the exclusive property of Bosch Rexroth AG. It may not be reproduced or given to third parties without its consent. The data specified above only serve to describe the product. No statements concerning a certain condition or suitability for a certain application can be derived from our information. The information given does not release the user from the obligation of own judgment and verification. It must be remembered that our products are subject to a natural process of wear and aging.

Notes
