

Section 11

Pre-engineered Circuit Solutions

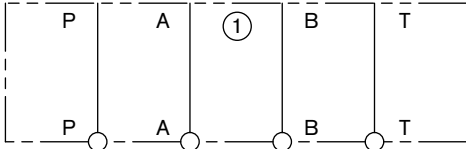
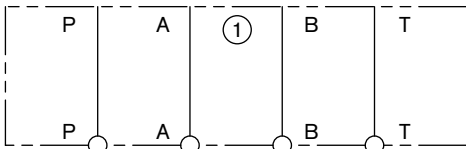
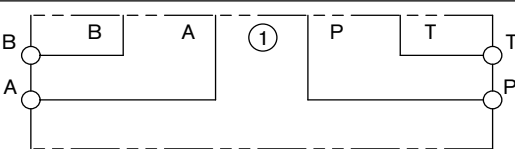
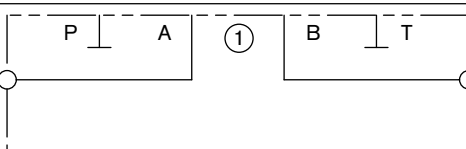
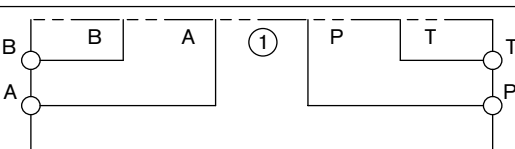
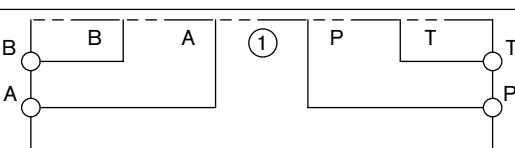
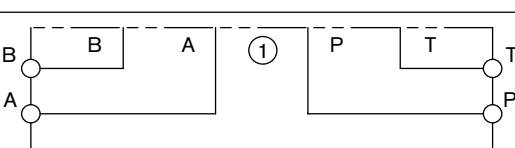
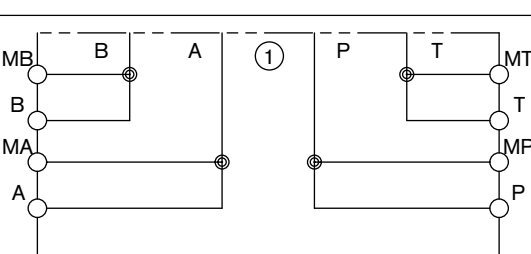
RA 09 907/07.04

The Drive & Control Company

Section 11 Index

Description	Page
Pre-engineered Circuit Solutions	111

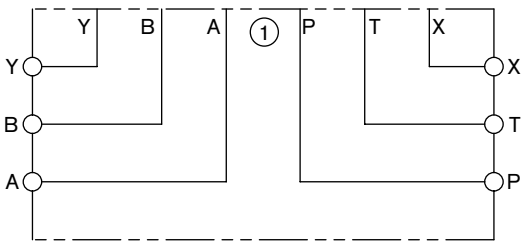
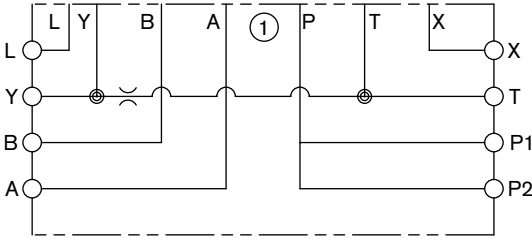
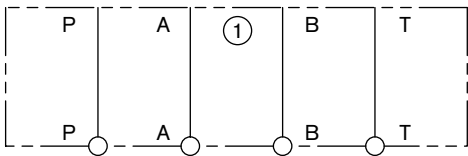
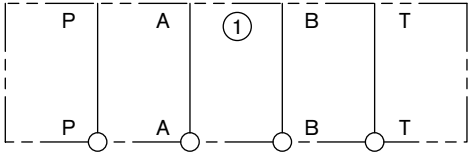
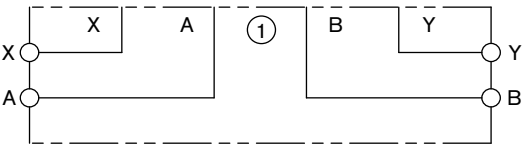
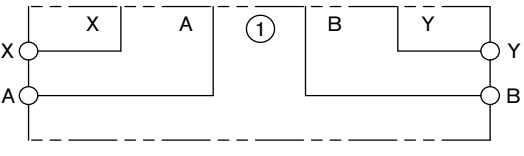
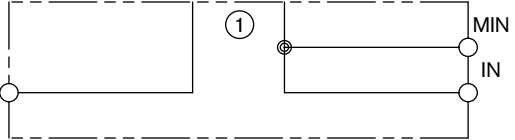
Pre-engineered Circuit Solutions

Drawing #	Description	Hydraulic Schematic 1 = Valve Side, 2 = Manifold Side	Connection	Material Size L x W x H Weight Valve (Mtg.)
AGA-2136	Subplate Bottom Ported 3/4SE6/2X G376/12		A,B,P,T SAE-8 (3/4-16UNF)	Ductile Iron 4.13"x3.15"x1.18" 3.99 lbs 1/4-20 x 0.45 DP.
AGA-1937	Subplate Bottom Ported 3/4SE6/2X G376/05		A,B,P,T 3/8" NPT	Ductile Iron 4.13"x3.15"x1.18" 3.99 lbs 1/4-20 x 0.51 DP.
AGA-2454	Subplate Side Ported D03 3/4-16UNF)		A,B on side 5 P,T on side 6 SAE-8 10-24 x 0.50 DP.	Ductile Iron 4"x3.20"x1.65" 5.49 lbs
AGA-1862	Subplate Side Ported D03 (7/16-20UNF)		A on side 1 B on side 3 SAE-4 10-24 x 0.50 DP.	Ductile Iron 2.50"x1.75"x0.98" 1.11 lbs
AGA-3840	Subplate Side Ported D05		A,B on side 5 P,T on side 6 G 3/4" 1/4-20 x 0.50 DP.	Ductile Iron 4.70"x4.20"x2.70" 13.85 lbs
AGA-1306	Subplate Side Ported D05 (3/4-16UNF)		P,T on side 6 A,B on side 5 SAE-8 1/4-20 x 0.50 DP.	Ductile Iron 4"x4"x1.98 8.23 lbs
AGA-2248	Subplate Side Ported D05		A,B on side 5 P,T on side 6 G 1/2" 1/4-20 x 0.50 DP.	Ductile Iron 4"x4"x1.98 8.23 lbs
AGA-3121	Subplate Side Ported D07		MP,MT side 6 MA,MB side 5 SAE-4 A,B on side 5 P on side 6 SAE-24 T on side 6 SAE-32	Ductile Iron 7.70"x5.60"x5.60" 62.78 lbs 1/4-20 x 0.60 DP. 3/8-16 x 0.60 DP.

* See Technical Information section (Page 144) for side identification numbers.



Pre-engineered Circuit Solutions

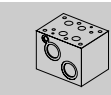
Drawing #	Description	Hydraulic Schematic		Connection	Material Size L x W x H Weight Valve (Mtg.)
		1 = Valve Side, 2 = Manifold Side			
AGA-1294	Subplate Side Ported D07			X,Y on side 5 SAE-8 (3/4-16UNF) A,B on side 1 P,T on side 3 SAE-12 (1 1/16-12UN)	Ductile Iron 6.37"x4.50"x2.00" 14.9 lbs 1/4-20 x 0.60 DP. 3/8-16 x 0.60 DP.
AGA-0472	Subplate Side Ported D08			X,Y,P2 side 6 L on side 1 SAE-6 (9/16-18UNF) A,B on side 3 P,T on side 1 SAE-16 (1 5/16-12UN)	Ductile Iron 8.50"x6.50"x2.80" 40.2 lbs 1/2-13 x 1.00 DP.
AGA-7592	Subplate Bottom Ported D10			A,B,P,T 1 1/2" SAE (CODE 61) 3000 PSI FLANGE	Ductile Iron 12.00"x8.30"x5.85" 151.4 lbs 3/4-10 x 1.20 DP.
AGA-1777	Subplate Bottom Ported D10			P=2" A,B,T=2 1/2" SAE (CODE 61) 3000 PSI FLANGE	Ductile Iron 11.90"x9.30"x4.35" 125.1 lbs 3/4-10 x 1.20 DP.
AGA-3981	Subplate Side Ported SL30...4X			A,B=1 1/2" X,Y=1/2" SAE (CODE 61) 3000 PSI FLANGE	Ductile Iron 6.50"x6.50"x3.30" 36.2 lbs 3/8-16 x 0.80 DP.
AGA-2684	Subplate Side Ported SL62...			X,Y=G 1/2" A=2",B=2 1/2" SAE (CODE 61) 3000 PSI FLANGE	Ductile Iron 10.40"x7.00"x4.80" 90.8 lbs 3/4-10 x 1.10 DP.
AGA-3083	Subplate Side Ported Filter DF...160P			MIN=SAE-4 IN,OUT=1" SAE (CODE 61) 3000 PSI FLANGE	Ductile Iron 4.60"x4.50"x2.40" 12.9 lbs 5/16-18 x 0.60 DP.

* See Technical Information section (Page 144) for side identification numbers.

Pre-engineered Circuit Solutions

Drawing #	Description	Hydraulic Schematic 1 = Valve Side, 2 = Manifold Side	Connection	Material Size L x W x H Weight Valve (Mtg.)
AGA-1383	Subplate Bottom Ported DVP8	<p>The schematic shows a rectangular valve side (1) and manifold side (2) enclosed in a dashed box. Port A is on the left and port B is on the right. Both sides have a top and bottom connection point.</p>	A,B SAE-8 (3/4-16UNF) 1/4-20 x 0.60 DP.	Ductile Iron 3.00"x2.00"x1.23" 1.9 lbs
AGA-14171	Subplate Side Ported DR10...5X 1/2" BSPP	<p>The schematic shows a rectangular valve side (1) and manifold side (2) enclosed in a dashed box. Port A is on the left and port B is on the right. Side ports X and Y are located on the top of the valve side and manifold side respectively.</p>	A,B 3/4" BSPP X,Y M10 x 0.80 DP.	Ductile Iron 4.00"x4.00"x2.00" 8.3 lbs

* See Technical Information section (Page 144) for side identification numbers.

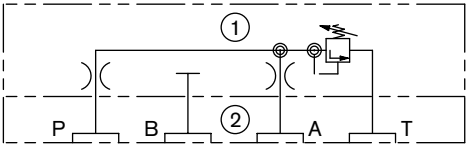
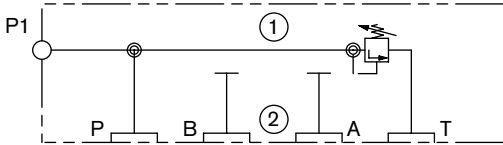
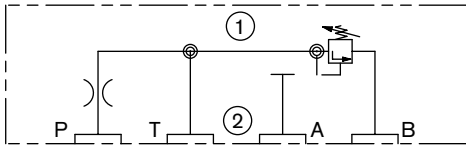
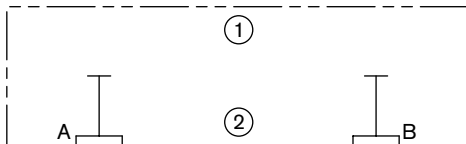
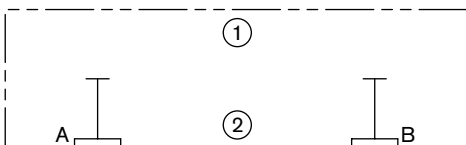
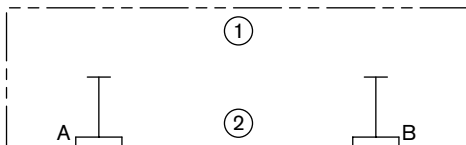
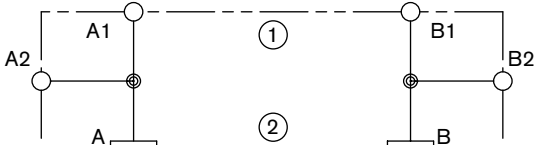


Pre-engineered Circuit Solutions

Drawing #	Description	Hydraulic Schematic 1 = Valve Side, 2 = Manifold Side	Connection	Material Size L x W x H Weight Valve (Mtg.)
AGA-0590	Cover Plate SE6			Ductile Iron 2.00"x2.00"x0.95" 0.9 lbs Ø0.281 (3x) 2-109
AGA-2309-2	Cover Plate SE6		P1 SAE-6 (9/16-18UNF)	Ductile Iron 2.00"x2.00"x0.95" 0.9 lbs Ø0.281 (3x) 2-109
AGA-2351-4	Cover Plate D03		P1 SAE-4 (7/16-20UNF)	Ductile Iron 2.50"x1.80"x0.95" 1.1 lbs Ø0.218 (3x) 2-012
AGA-3542	Cover Plate D03		A1 SAE-4 (7/16-20UNF) P1 SAE-8 (3/4-16UNF)	Ductile Iron 2.50"x1.75"x1.75" 1.9 lbs Ø0.218 (4x) 2-012 O-Ring Plate
AGA-1863	Cover Plate D03		A1,B1 SAE-4 (7/16-20UNF)	Ductile Iron 2.50"x1.75"x1.47" 1.6 lbs Ø0.218 (4x) 2-012 O-Ring Plate
811678	Cover Plate D03		A1,B1 SAE-6 (9/16-18UNF)	Ductile Iron 2.50"x1.75"x0.98" 1.1 lbs Ø0.218 (4x) 2-012 O-Ring Plate
AGA-1320	Cover Plate D03		A1,B1,P1,T1 SAE-6 (9/16-18UNF)	Ductile Iron 2.50"x2.00"x0.98" 1.2 lbs Ø0.221 (4x) 2-012
AGA-0543-2	Cover Plate D03		B1 SAE-4 (7/16-20UNF)	Ductile Iron 2.50"x1.80"x0.98" 1.1 lbs Ø0.218 (4x) 2-012 O-Ring Plate

* See Technical Information section (Page 144) for side identification numbers.

Pre-engineered Circuit Solutions

Drawing #	Description	Hydraulic Schematic 1 = Valve Side, 2 = Manifold Side	Connection	Material Size L x W x H Weight Valve (Mtg.)
AGA-6824	Cover Plate D03 W/ DBD...6 Cavity			Ductile Iron 4.20"x2.30"x1.90" 4.7 lbs Ø0.218 (4x) 2-012 O-Ring Plate
AGA-3335-2	Cover Plate D03 W/ DBD...6 Cavity		P1 SAE-4 (7/16-20UNF)	Ductile Iron 4.00"x2.20"x1.75" 4.0 lbs Ø0.218 (4x) 2-012
AGA-2052-2	Cover Plate D03 W/ DBD...6 Cavity			Ductile Iron 4.70"x2.30"x1.80" 4.0 lbs Ø0.221 (4x) 2-012
AGA-10524	Cover Plate KHP16			Ductile Iron 3.90"x2.40"x0.80" 1.9 lbs Ø0.221 -
AGA-10535	Cover Plate KHP20			Ductile Iron 4.70"x3.20"x0.80" 3.1 lbs Ø0.221 -
AGA-5128	Cover Plate KHP25			Ductile Iron 5.30"x3.15"x0.80" 3.4 lbs Ø0.221 (2x) 27x3
AGA-4070	Cover Plate KHP40		A1,B1 SAE-12 A2,B2 SAE-4	Ductile Iron 6.90"x5.20"x1.50" 13.9 lbs Ø0.656 (2x) 2-224

* See Technical Information section (Page 144) for side identification numbers.



Pre-engineered Circuit Solutions

Drawing #	Description	Hydraulic Schematic 1 = Valve Side, 2 = Manifold Side	Connection	Material Size L x W x H Weight Valve (Mtg.)
AGA-1408-2	Sandwich Plate SE6			Ductile Iron 2.15"x2.15"x1.40" 1.6 lbs Ø0.281 (2x) 8.5x1.5 (1x) 2-013
AGA-0942-2	Sandwich Plate SE6		A2 MS-33649-4 (7/16-20UNF)	Ductile Iron 2.00"x2.00"x0.95" 0.9 lbs Ø0.265 (2x) 8.5x1.5 (1x) 2-013
AGA-2416	Sandwich Plate SE6		P2 SAE-6 (9/16-18UNF)	Ductile Iron 2.50"x2.00"x1.20" 1.5 lbs Ø0.265 (2x) 8.5x1.5 (1x) 2-013
AGA-0663-2	Sandwich Plate SE6		A2,A3 SAE-8 (3/4-16UNF)	Ductile Iron 2.50"x2.00"x1.77" 2.3 lbs Ø0.265 (3x) 2-110
AGA-1779-2	Sandwich Plate SE6 W/ MSR8 Cavity			Ductile Iron 3.30"x2.75"x1.98" 4.6 lbs Ø0.281 (3x) 2-013
AGA-0699-2	Sandwich Plate D03		A2 SAE-8 (3/4-16UNF)	Ductile Iron 2.55"x1.80"x1.25" 1.4 lbs Ø0.218 (4x) 2-012
AGA-4256	Sandwich Plate D03 Move A port +1.062 2 Extra bolt holes added			Ductile Iron 3.50"x1.80"x1.00" 1.6 lbs Ø0.221 (5x) 2-012
AGA-11194	Sandwich Plate D03			Ductile Iron 2.80"x2.00"x0.75" 1 lbs Ø0.218 (4x) 2-012

* See Technical Information section (Page 144) for side identification numbers.

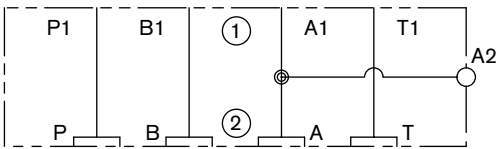
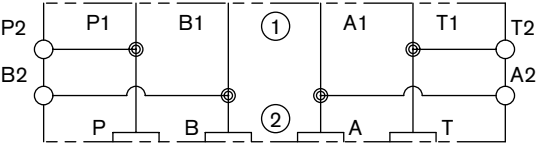
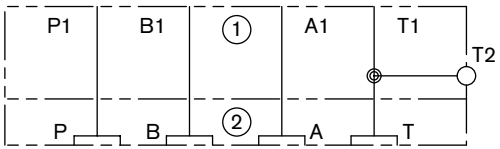
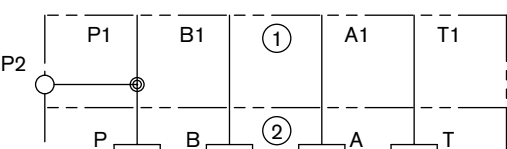
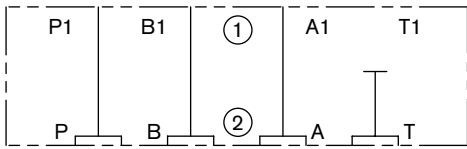
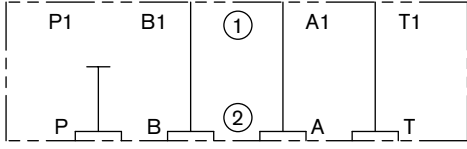
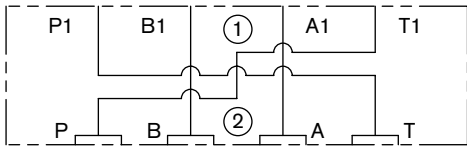
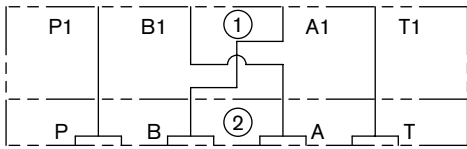
Pre-engineered Circuit Solutions

Drawing #	Description	Hydraulic Schematic 1 = Valve Side, 2 = Manifold Side	Connection	Material Size L x W x H Weight Valve (Mtg.)
AGA-1246	Sandwich Plate D03		T2 SAE-6 (9/16-18UNF)	Ductile Iron 3.00"x1.75"x0.96" Ø0.221 1.3 lbs (4x) 2-012 O-Ring Plate
AGA-1246	Sandwich Plate D03 (9/16-18UNF)		P2 SAE-6 (9/16-18UNF)	Ductile Iron 3.00"x1.75"x0.96" 1.3 lbs Ø0.221 (4x) 2-012 O-Ring Plate
AGA-2459	Sandwich Plate D03		D03 T P B	Ductile Iron 2.70"x2.30"x1.80" 2.9 lbs Ø0.218 (4x) 2-012
AGA-1362	Sandwich Plate D03		D03 T P B	Ductile Iron 3.80"x3.00"x1.80" 5.3 lbs Ø0.234 (4x) 2-012
AGA-7525	Sandwich Plate D03		D03 B1 B T A P	Ductile Iron 5.00"x3.00"x1.95" 7.6 lbs Ø0.218 (4x) 2-012
AGA-8168	Sandwich Plate D03		T2 G 1/4"	Ductile Iron 3.25"x1.95"x1.76" 2.8 lbs Ø0.218 (4x) 2-012 O-Ring Plate
AGA-8168	Sandwich Plate D03		P2 G 1/4"	Ductile Iron 3.25"x1.95"x1.76" 2.8 lbs Ø0.218 (4x) 2-012 O-Ring Plate
AGA-5296	Sandwich Plate D03		P2 SAE-4 (7/16-20UNF)	Ductile Iron 2.80"x2.00"x1.18" 1.7 lbs Ø0.221 (4x) 2-012

* See Technical Information section (Page 144) for side identification numbers.



Pre-engineered Circuit Solutions

Drawing #	Description	Hydraulic Schematic 1 = Valve Side, 2 = Manifold Side	Connection	Material Size L x W x H Weight Valve (Mtg.)
AGA-1270-2	Sandwich Plate D03		A2 SAE-6 (9/16-18UNF)	Ductile Iron 2.80"x1.80"x1.30" 1.7 lbs Ø0.218 (4x) 2-012
AGA-3602-2	Sandwich Plate D03		A2,B2,P2,T2 SAE-4 (7/16-20UNF)	Ductile Iron 2.55"x2.20"x1.45" 2.1 lbs Ø0.218 (4x) 2-012
AGA-2872	Sandwich Plate D03		T2 3/8" NPT	Ductile Iron 3.00"x1.75"x0.96" 1.3 lbs Ø0.221 (4x) 2-012 O-Ring Plate
AGA-2872	Sandwich Plate D03		P2 3/8" NPT	Ductile Iron 3.00"x1.75"x0.96" 1.3 lbs Ø0.221 (4x) 2-012 O-Ring Plate
AGA-0692-2	Sandwich Plate D03			Ductile Iron 2.55"x1.80"x0.45" 0.5 lbs Ø0.218 (4x) 2-012
AGA-1624	Sandwich Plate D03			Ductile Iron 2.55"x1.80"x0.45" 0.5 lbs Ø0.218 (4x) 2-012
AGA-2826	Sandwich Plate D03			Ductile Iron 4.20"x1.74"x1.45" 2.7 lbs Ø0.221 (4x) 2-012
AGA-8415	Sandwich Plate D03			Ductile Iron 2.50"x2.30"x1.94" 2.9 lbs Ø0.218 (4x) 2-012 O-Ring Plate

* See Technical Information section (Page 144) for side identification numbers.

Pre-engineered Circuit Solutions

Drawing #	Description	Hydraulic Schematic 1 = Valve Side, 2 = Manifold Side	Connection	Material Size L x W x H Weight Valve (Mtg.)
AGA-6875	Sandwich Plate D03		P2 SAE-4 (7/16-20UNF)	Ductile Iron 3.50"x3.20"x1.10" 3.2 lbs Ø0.218 (4x) 2-012
AGA-5899	Sandwich Plate D03		A2,A3 SAE-6 (9/16-18UNF)	Ductile Iron Ø0.218 (4x) 2-012
AGA-6500	Sandwich Plate D03			Ductile Iron 2.50"x1.80"x0.95" 1.1 lbs Ø0.218 (4x) 2-012 O-Ring Plate
AGA-6500	Sandwich Plate D03			Ductile Iron 2.50"x1.80"x0.95" 1.1 lbs Ø0.218 (4x) 2-012 O-Ring Plate
AGA-5713	Sandwich Plate D03			Ductile Iron 2.80"x1.75"x1.25" 1.5 lbs Ø0.281 (3x) 2-012
AGA-5921	Sandwich Plate D03			Ductile Iron 3.05"x1.80"x1.20" 1.7 lbs Ø0.218 (4x) 2-012 O-Ring Plate
AGA-5921	Sandwich Plate D03			Ductile Iron 3.05"x1.80"x1.20" 1.7 lbs Ø0.218 (4x) 2-012 O-Ring Plate
AGA-4551	Sandwich Plate D03		A2 SAE-6 (9/16-18UNF)	Ductile Iron 2.75"x1.75"x1.20" 1.5 lbs Ø0.218 (4x) 2-012

* See Technical Information section (Page 144) for side identification numbers.



Pre-engineered Circuit Solutions

Drawing #	Description	Hydraulic Schematic		Connection	Material Size L x W x H Weight Valve (Mtg.)
		1 = Valve Side, 2 = Manifold Side			
AGA-2825	Sandwich Plate D03			P2 SAE-4 (7/16-20UNF)	Ductile Iron 4.20"x1.74"x1.65" 3.2 lbs Ø0.221 (4x) 2-012
AGA-2479	Sandwich Plate D03			P2 SAE-6 (9/16-18UNF)	Ductile Iron 2.60"x1.90"x1.80" 2.3 lbs Ø0.218 (4x) 2-012 O-Ring Plate
AGA-2479	Sandwich Plate D03			P2 SAE-6 (9/16-18UNF)	Ductile Iron 2.60"x1.90"x1.80" 2.3 lbs Ø0.218 (4x) 2-012 O-Ring Plate
AGA-4924	Sandwich Plate D03			P2 SAE-6 (9/16-18UNF)	Ductile Iron 3.00"x2.50"x1.80" 2.5 lbs Ø0.218 (4x) 2-012
AGA-2417	Sandwich Plate D03			P2 SAE-6 (9/16-18UNF)	Ductile Iron 3.00"x1.75"x1.20" 1.6 lbs Ø0.221 (4x) 2-012
AGA-2718	Sandwich Plate D03				Ductile Iron 2.00"x1.75"x0.50" 0.4 lbs Ø0.218 (4x) 2-012
AGA-0054-5	Sandwich Plate D03			A2 SAE-4 (7/16-20UNF)	Ductile Iron 2.62"x1.75"x0.95" 1.1 lbs Ø0.218 (4x) 2-012 O-Ring Plate
AGA-0054-5	Sandwich Plate D03			A2 SAE-4 (7/16-20UNF)	Ductile Iron 2.62"x1.75"x0.95" 1.1 lbs Ø0.218 (4x) 2-012 O-Ring Plate

* See Technical Information section (Page 144) for side identification numbers.

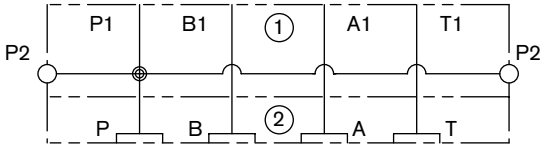
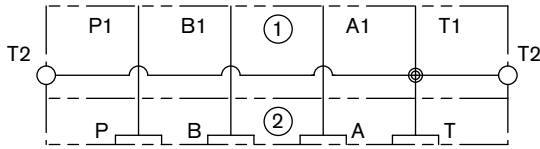
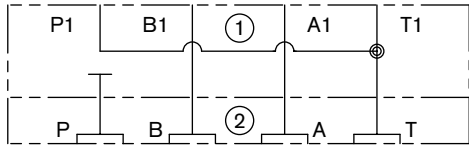
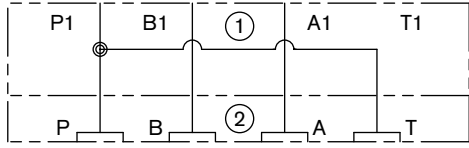
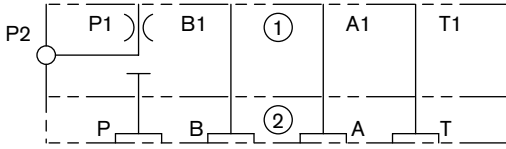
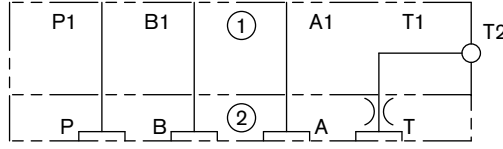
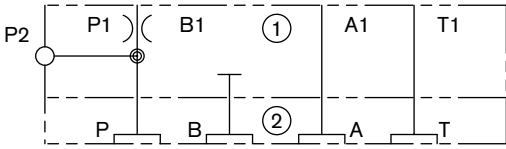
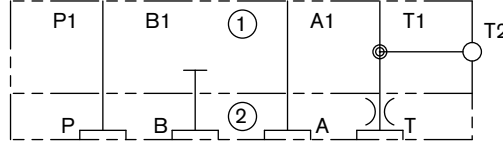
Pre-engineered Circuit Solutions

Drawing #	Description	Hydraulic Schematic 1 = Valve Side, 2 = Manifold Side	Connection	Material Size L x W x H Weight Valve (Mtg.)
AGA-2631	Sandwich Plate D03		P2,T2 SAE-6 (9/16-18UNF)	Ductile Iron 2.75"x1.75"x1.20" 1.5 lbs Ø0.218 (4x) 2-012 O-Ring Plate
AGA-2631	Sandwich Plate D03		P2,T2 SAE-6 (9/16-18UNF)	Ductile Iron 2.75"x1.75"x1.20" 1.5 lbs Ø0.218 (4x) 2-012 O-Ring Plate
AGA-2630	Sandwich Plate D03		P2,T2 SAE-6 (9/16-18UNF)	Ductile Iron 2.75"x1.75"x1.20" 1.5 lbs Ø0.218 (4x) 2-012 O-Ring Plate
AGA-2630	Sandwich Plate D03		P2,T2 SAE-6 (9/16-18UNF)	Ductile Iron 2.75"x1.75"x1.20" 1.5 lbs Ø0.218 (4x) 2-012 O-Ring Plate
AGA-2076-3	Sandwich Plate D03		B2 SAE-6 (9/16-18UNF)	Ductile Iron 2.55"x1.80"x1.10" 1.3 lbs Ø0.218 (4x) 2-012
AGA-1662-3	Sandwich Plate D03		P2 SAE-6 (9/16-18UNF)	Ductile Iron 3.00"x1.75"x0.96" 1.3 lbs Ø0.221 (4x) 2-012
AGA-1662-3	Sandwich Plate D03		T2 SAE-6 (9/16-18UNF)	Ductile Iron 3.00"x1.75"x0.96" 1.3 lbs Ø0.221 (4x) 2-012 O-Ring Plate
AGA-1314	Sandwich Plate D03		P2 SAE-4 (7/16-20UNF)	Ductile Iron 2.50"x1.75"x1.15" 1.3 lbs Ø0.221 (4x) 8x2

* See Technical Information section (Page 144) for side identification numbers.



Pre-engineered Circuit Solutions

Drawing #	Description	Hydraulic Schematic 1 = Valve Side, 2 = Manifold Side	Connection	Material Size L x W x H Weight Valve (Mtg.)
AGA-1794	Sandwich Plate D03		P2 SAE-6 (9/16-18UNF)	Ductile Iron 3.25"x1.75"x1.94" 2.8 lbs Ø0.234 (4x) 2-012 O-Ring Plate
AGA-1794	Sandwich Plate D03		T2 SAE-6 (9/16-18UNF)	Ductile Iron 3.25"x1.75"x1.94" 2.8 lbs Ø0.234 (4x) 2-012 O-Ring Plate
AGA-1851	Sandwich Plate D03			Ductile Iron 2.50"x1.75"x0.72" 0.8 lbs Ø0.218 (4x) 2-012 O-Ring Plate
AGA-1851	Sandwich Plate D03			Ductile Iron 2.50"x1.75"x0.72" 0.8 lbs Ø0.218 (4x) 2-012 O-Ring Plate
AGA-1478-2	Sandwich Plate D03		P2 SAE-4 (7/16-20UNF)	Ductile Iron 3.00"x1.75"x1.10" 1.5 lbs Ø0.221 (4x) 2-012 O-Ring Plate
AGA-1478-2	Sandwich Plate D03		T2 SAE-4 (7/16-20UNF)	Ductile Iron 3.00"x1.75"x1.10" 1.5 lbs Ø0.221 (4x) 2-012 O-Ring Plate
AGA-1394-2	Sandwich Plate D03		P2 SAE-4 (7/16-20UNF)	Ductile Iron 2.80"x1.75"x1.40" 1.7 lbs Ø0.218 (4x) 2-012 O-Ring Plate
AGA-1394-2	Sandwich Plate D03		T2 SAE-4 (7/16-20UNF)	Ductile Iron 2.80"x1.75"x1.40" 1.7 lbs Ø0.218 (4x) 2-012 O-Ring Plate

* See Technical Information section (Page 144) for side identification numbers.

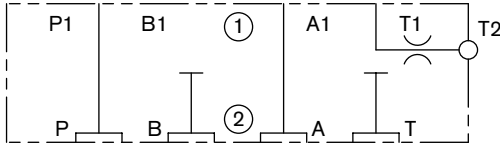
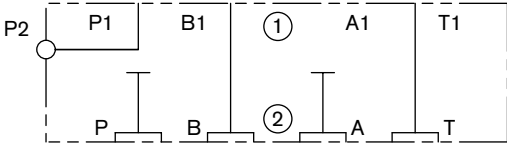
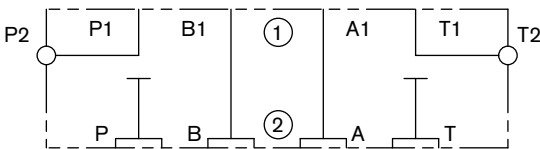
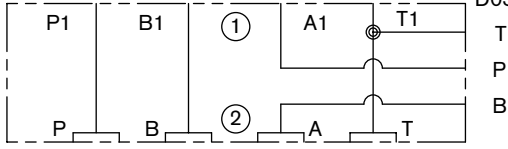
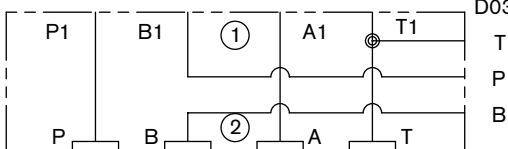
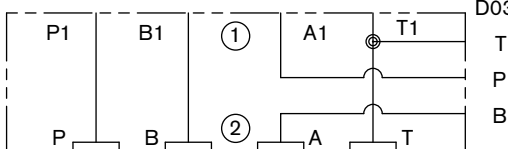
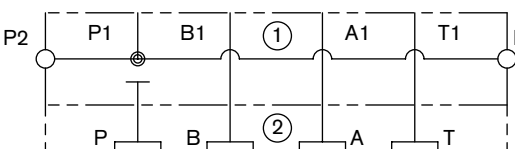
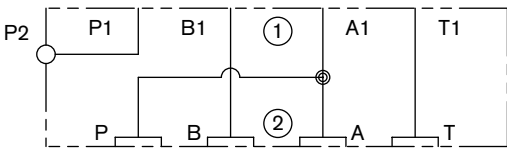
Pre-engineered Circuit Solutions

Drawing #	Description	Hydraulic Schematic 1 = Valve Side, 2 = Manifold Side	Connection	Material Size L x W x H Weight Valve (Mtg.)
AGA-0563-2	Sandwich Plate D03		A2 SAE-4 (7/16-20UNF)	Ductile Iron 2.50"x1.75"x0.95" 1 lbs Ø0.218 (4x) 2-012 O-Ring Plate
AGA-0677-2	Sandwich Plate D03		B2 SAE-8 (3/4-16UNF)	Ductile Iron 2.55"x1.80"x1.58" 1.8 lbs Ø0.218 (4x) 2-012
AGA-5437	Sandwich Plate D03 Offset to "A" side			Ductile Iron 4.80"x2.30"x2.00" 5.7 lbs Ø0.218 (4x) 2-012
AGA-1124	Sandwich Plate D03			Ductile Iron 3.30"x2.40"x1.80" 3.7 lbs Ø0.218 (4x) 2-012
AGA-0228-2	Sandwich Plate D03		T2 SAE-4 (7/16-20UNF)	Ductile Iron 2.80"x1.75"x1.40" 1.7 lbs Ø0.218 (4x) 2-012 O-Ring Plate
AGA-0228-2	Sandwich Plate D03		P2 SAE-4 (7/16-20UNF)	Ductile Iron 2.80"x1.75"x1.40" 1.7 lbs Ø0.218 (4x) 2-012 O-Ring Plate
AGA-0911-2	Sandwich Plate D03		P2 SAE-8 (3/4-16UNF)	Ductile Iron 3.55"x1.80"x1.40" 2.3 lbs Ø0.218 (4x) 2-012
AGA-0692-3	Sandwich Plate D03			Ductile Iron 3.05"x1.80"x1.20" 2.3 lbs Ø0.218 (4x) 2-012

* See Technical Information section (Page 144) for side identification numbers.



Pre-engineered Circuit Solutions

Drawing #	Description	Hydraulic Schematic		Connection	Material Size L x W x H Weight Valve (Mtg.)
		1 = Valve Side, 2 = Manifold Side			
AGA-0086-3	Sandwich Plate D03			T2 SAE-4 (7/16-20UNF)	Ductile Iron 2.90"x1.75"x0.95" 1.2 lbs Ø0.201 (4x) 2-012
AGA-0201-2	Sandwich Plate D03			P2 SAE-4 (7/16-20UNF)	Ductile Iron 2.50"x1.90"x0.95" 1.2 lbs Ø0.201 (4x) 2-012
AGA-1238	Sandwich Plate D03			P2,T2 SAE-6 (9/16-18UNF)	Ductile Iron 3.25"x1.90"x1.20" 1.9 lbs Ø0.221 (4x) 8x2
AGA-3754	Sandwich Plate D03			D03 T P B	Ductile Iron 3.40"x2.3"x1.80" 3.6 lbs Ø0.218 (4x) 2-012
AGA-0884-2	Sandwich Plate D03			D03 T P B	Ductile Iron 2.70"x2.3"x1.80" 2.9 lbs Ø0.218 (4x) 2-012
AGA-1087	Sandwich Plate D03			D03 T P B	Ductile Iron 3.10"x2.3"x1.80" 3.3 lbs Ø0.218 (4x) 2-012
AGA-8169	Sandwich Plate D03			P2 G 1/4"	Ductile Iron 3.25"x1.95"x1.75" 2.8 lbs Ø0.218 (4x) 2-012 O-Ring Plate
AGA-5574	Sandwich Plate D03			P2 SAE-8 (3/4-16UNF)	Ductile Iron 3.00"x2.00"x1.75" 2.7 lbs Ø0.218 (4x) 2-012

* See Technical Information section (Page 144) for side identification numbers.

Pre-engineered Circuit Solutions

Drawing #	Description	Hydraulic Schematic		Connection	Material	Size L x W x H	Weight	Valve (Mtg.)
		1 = Valve Side, 2 = Manifold Side						
AGA-7547	Sandwich Plate D03 W/ DBD...6 Cavity				Ductile Iron	6.00"x3.00"x1.90"	8.8 lbs	Ø0.218 (4x) 2-012 O-Ring Plate
AGA-6575	Sandwich Plate D03				Ductile Iron	4.70"x4.00"x1.70"	8.3 lbs	Ø0.218 (4x) 2-012 O-Ring Plate
AGA-7065	Sandwich Plate D03				Ductile Iron	3.80"x2.50"x1.60"	3.9 lbs	Ø0.218 (4x) 2-012
AGA-4775	Sandwich Plate D03 W/ WVE 1/2-20 Cavity			A2,B2 SAE-8 (3/4-16UNF)	Ductile Iron	5.10"x2.20"x1.80"	5.2 lbs	Ø0.218 (4x) 2-012
AGA-6823	Sandwich Plate D03 W/ DBD...6 Cavity				Ductile Iron	4.20"x2.20"x1.85"	4.4 lbs	Ø0.218 (4x) 2-012 O-Ring Plate
AGA-5674	Sandwich Plate D03 W/ WVE 1/2-20 Cavity			P2 SAE-4 (7/16-20UNF)	Ductile Iron	4.30"x2.00"x1.80"	4.0 lbs	Ø0.218 (4x) 2-012
AGA-2076-4	Sandwich Plate D03 W/ DBD...6 Cavity				Ductile Iron	4.80"x3"x1.88"	7.0 lbs	Ø0.218 (4x) 2-012
AGA-2076-2	Sandwich Plate D03			B2 SAE-6 (9/16-18UNF)	Ductile Iron	2.55"x1.80"x1.10"	1.3 lbs	Ø0.218 (4x) 2-012

* See Technical Information section (Page 144) for side identification numbers.

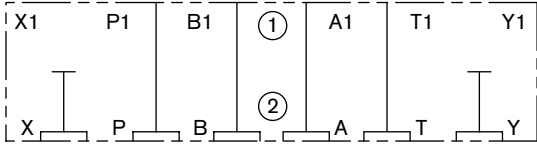
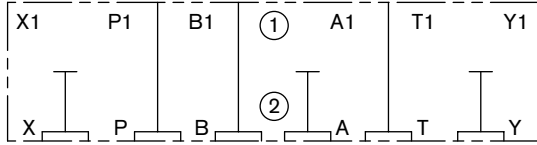
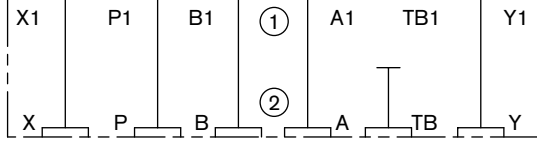
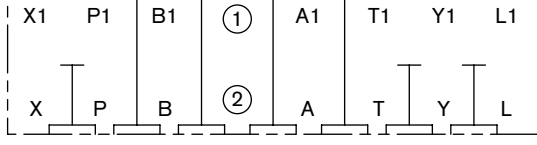


Pre-engineered Circuit Solutions

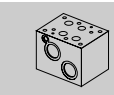
Drawing #	Description	Hydraulic Schematic		Connection	Material Size L x W x H Weight Valve (Mtg.)
		1 = Valve Side, 2 = Manifold Side			
AGA-1853-3	Sandwich Plate D03 W/ DBD...6 Cavity				Ductile Iron 4.10"x2.30"x1.80" 4.4 lbs Ø0.234 (4x) 2-012
AGA-1855-2	Sandwich Plate D03 W/ DBD...6 Cavity			B2 SAE-6 (9/16-18UNF)	Ductile Iron 4.85"x2.10"x1.60" 4.2 lbs Ø0.218 (4x) 2-012
AGA-1967	Sandwich Plate D03 W/ DBD...6 Cavity				Ductile Iron 4.00"x2.10"x1.75" 3.8 lbs Ø0.218 (4x) 2-012
AGA-1836	Sandwich Plate D03 W/ DBD...6 Cavity on A side				Ductile Iron 4.00"x2.10"x1.75" 3.8 lbs Ø0.218 (4x) 2-012
AGA-1880	Sandwich Plate D03 W/ DBD...6 Cavity on B side				Ductile Iron 4.00"x2.10"x1.75" 3.8 lbs Ø0.218 (4x) 2-012
AGA-1116-2	Sandwich Plate D03 W/ DBD...6 Cavity				Ductile Iron 4.10"x3.00"x1.80" 5.4 lbs Ø0.218 (4x) 2-012
AGA-0407	Sandwich Plate D03 W/ DVE...6 Cavity				Ductile Iron 3.40"x2.50"x1.90" 4.1 lbs Ø0.218 (4x) 2-012 O-Ring Plate
AGA-0407	Sandwich Plate D03 W/ DVE...6 Cavity				Ductile Iron 3.40"x2.50"x1.90" 4.1 lbs Ø0.218 (4x) 2-012 O-Ring Plate

* See Technical Information section (Page 144) for side identification numbers.

Pre-engineered Circuit Solutions

Drawing #	Description	Hydraulic Schematic		Connection	Material Size L x W x H Weight Valve (Mtg.)
		1 = Valve Side, 2 = Manifold Side			
AGA-11472	Spacer Block D05				Ductile Iron 3.50"x3.00"x0.50" 1.3 lbs Ø0.281 (2x) 2-013 (5x) 12x2
AGA-11898	Spacer Block D05				Ductile Iron 3.50"x3.00"x0.50" 1.3 lbs Ø0.281 (2x) 2-013 (5x) 12x2
AGA-13431	Spacer Block D05				Ductile Iron 3.50"x3.00"x0.50" 1.3 lbs Ø0.281 (2x) 2-013 (5x) 12x2
AGA-11489	Spacer Block D07				Ductile Iron 5.00"x3.50"x1.00" 4.5 lbs (2)Ø0.281 (4)Ø0.406 (3x) 10x2 (4x) 22x2.5

* See Technical Information section (Page 144) for side identification numbers.

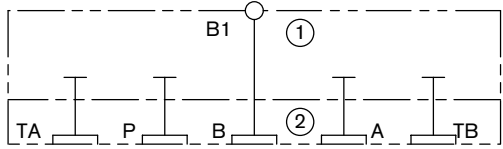
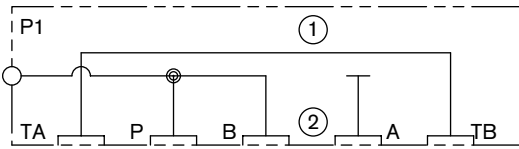
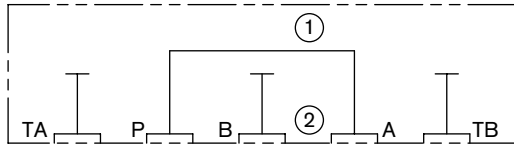
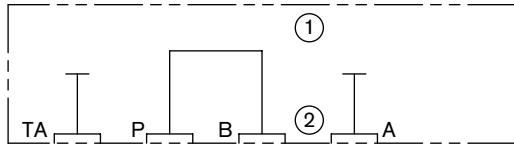
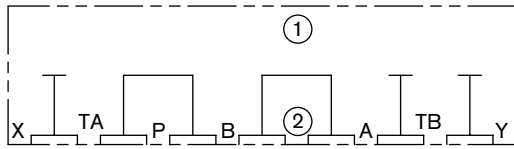
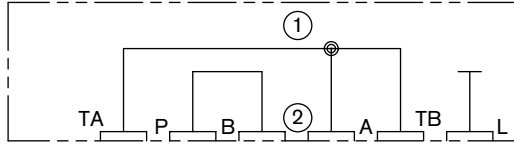
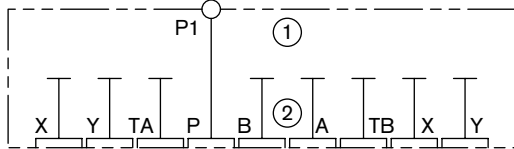


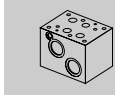
Pre-engineered Circuit Solutions

Drawing #	Description	Hydraulic Schematic 1 = Valve Side, 2 = Manifold Side	Connection	Material
				Size L x W x H Weight Valve (Mtg.)
AGA-13482	Valve Adaptor	<p style="text-align: center;">D03</p> <p style="text-align: center;">D05</p>		Aluminum 2.75"x2.50"x0.75" 0.5 lbs 10-24 x 0.65 DP. 1/4-20 x 1.25" (5x) 12x2mm
AGA-14005	Valve Adaptor	<p style="text-align: center;">4WS2EM10-5X/...</p> <p style="text-align: center;">4WS2EM10A-4X/...</p>		Ductile Iron 4.00"x3.25"x1.50" 5.7 lbs 1/4-20 x 0.75 DP. 5/16-18 x 1.5" (5x) 2-013
AGA-13764	Valve Adaptor	<p style="text-align: center;">Size 25/32</p> <p style="text-align: center;">Size 32</p>		Ductile Iron 9.00"x8.00"x3.50" 65.5 lbs 1/2-13 x 1.25 DP. 3/4-10 x 3.5" (4x) 42x3mm (2x) 19x3mm

* See Technical Information section (Page 144) for side identification numbers.

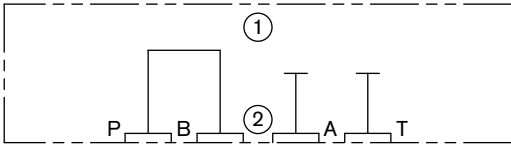
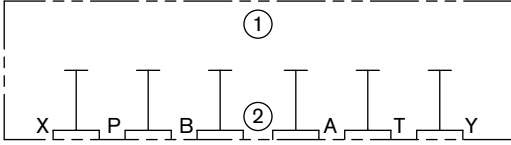
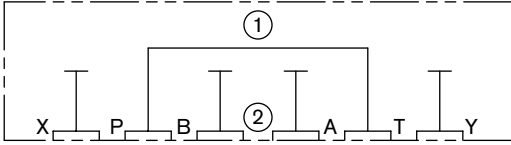
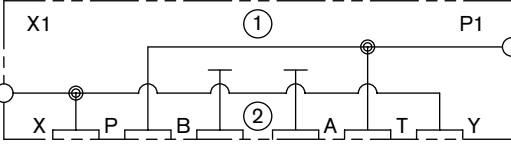
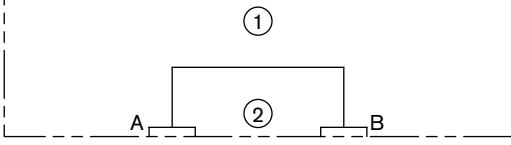
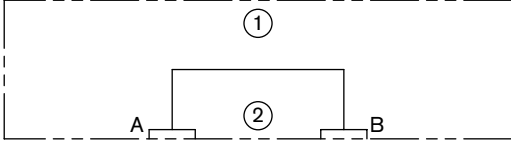
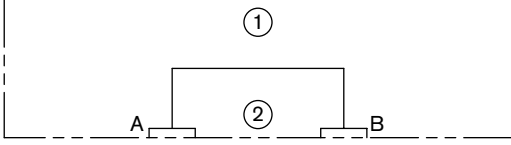
Pre-engineered Circuit Solutions

Drawing #	Description	Hydraulic Schematic		Connection	Material
		1 = Valve Side, 2 = Manifold Side			
AGA-2750	Cover Plate D05			B1 SAE-6 (9/16-18UNF)	Ductile Iron 3.50"x2.75"x0.85" 2.1 lbs Ø0.265 (5x) 12x2mm O-Ring Plate
AGA-3564	Cover Plate D05			P1 SAE-6 (9/16-18UNF)	Ductile Iron 3.70"x2.75"x0.95" 2.5 lbs Ø0.281 (5x) 12x2mm
AGA-2617	Cover Plate D05				Ductile Iron 3.65"x2.75"x0.95" 2.5 lbs Ø0.281 (5x) 12x2mm
AGA-0640-2	Cover Plate D05				Ductile Iron 3.62"x2.75"x0.80" 2 lbs Ø0.296 (4x) 12x2mm
AGA-5516	Cover Plate D05				Ductile Iron 3.60"x2.75"x1.95" 5 lbs Ø0.281 (5x) 12x2mm (2x) 2-013
AGA-14217	Cover Plate D05				Ductile Iron 3.50"x3.00"x1.70" 4.6 lbs Ø0.281 (5x) 12x2mm (1x) 2-010
AGA-13002	Cover Plate D05			P1 SAE-4 (7/16-20UNF)	Ductile Iron 3.50"x3.00"x1.00" 2.7 lbs Ø0.281 (5x) 12x2mm (1x) 2-011 (1x) 2-013 (1x) 2-016



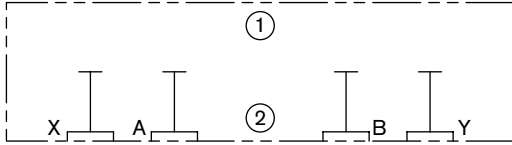
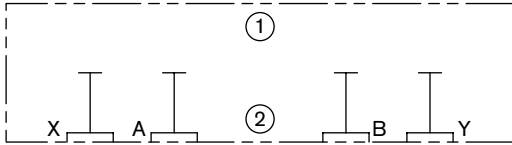
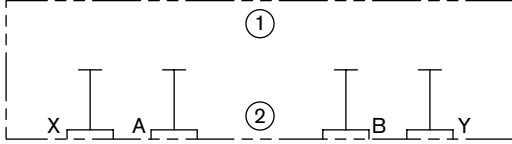
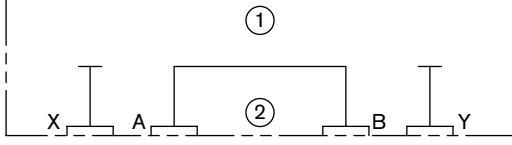
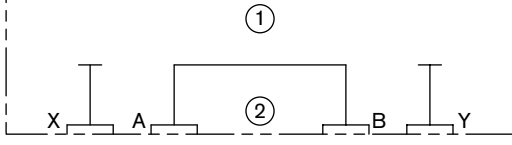
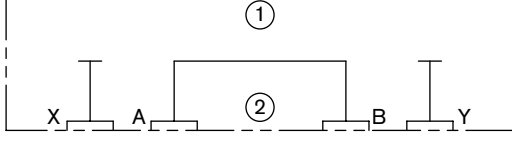
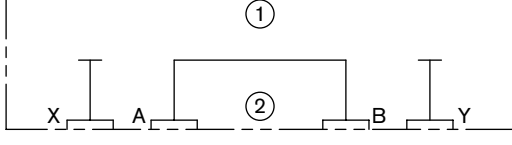
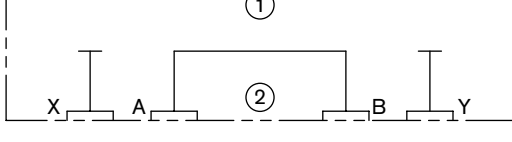
* See Technical Information section (Page 144) for side identification numbers.

Pre-engineered Circuit Solutions

Drawing #	Description	Hydraulic Schematic 1 = Valve Side, 2 = Manifold Side	Connection	Material
				Size L x W x H Weight Valve (Mtg.)
AGA-1410-2	Cover Plate D08			Ductile Iron 6.40"x4.75"x2.15" 16.9 lbs Ø0.531 (4x) 27x3mm
AGA-1366	Cover Plate D10			Ductile Iron 9.50"x7.75"x0.98" 18.75 lbs Ø0.781 (4x) 42x3mm (2x) 19x3mm
AGA-5394	Cover Plate D10			Ductile Iron 9.50"x7.75"x2.40" 45.9 lbs Ø0.781 (4x) 42x3mm (2x) 19x3mm
AGA-7557	Cover Plate D10 32/35		X1 SAE-4 (7/16-20UNF) P1 SAE-20 (1 5/8-12UN)	Ductile Iron 10.50"x7.75"x2.90" 61.3 lbs Ø0.781 (4x) 42x3mm (2x) 19x3mm
AGA-2574	Cover Plate Check valve S Subplate Pattern Size 10			Ductile Iron 3.5"x3.5"x0.95" 3 lbs Ø0.406 (2x) 15x3mm
AGA-2863	Cover Plate Check valve S Subplate Pattern Size 20			Ductile Iron 4.5"x3.5"x1.70" 6.9 lbs Ø0.656 (2x) 24x3mm
AGA-2573	Cover Plate Check valve S Subplate Pattern Size 30			Ductile Iron 5.20"x5.20"x1.80" 12.6 lbs Ø0.781 (2x) 34x3mm

* See Technical Information section (Page 144) for side identification numbers.

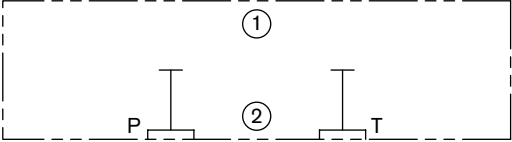
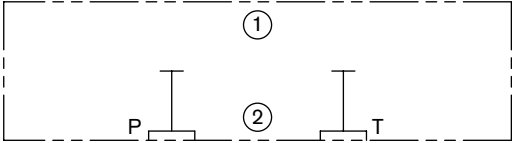
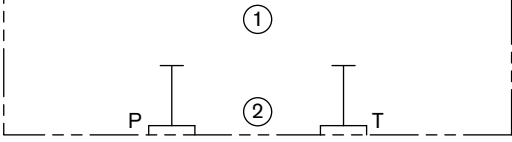
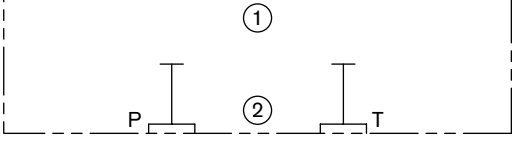
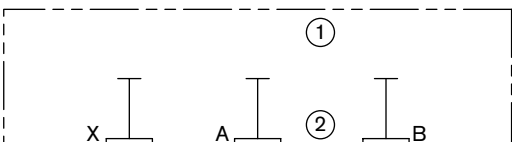
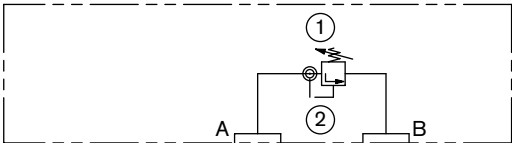
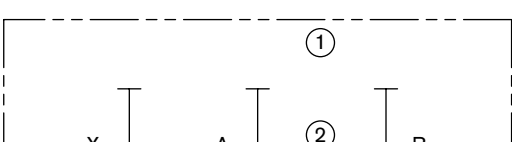
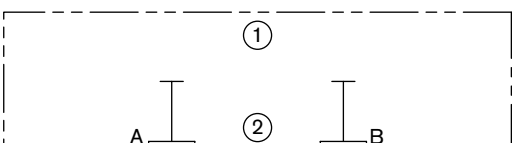
Pre-engineered Circuit Solutions

Drawing #	Description	Hydraulic Schematic 1 = Valve Side, 2 = Manifold Side	Connection	Material Size L x W x H Weight Valve (Mtg.)
AGA-2171	Cover Plate P06 SL,SV,DR,DZ,FD Size 10			Ductile Iron 3.40"x2.70"x0.45" 1 lbs Ø0.437 (2x) 2-012 (2x) 2-115
AGA-2172	Cover Plate P08 SL,SV,DR,DZ,FD Size 20			Ductile Iron 4.00"x3.80"x1.40" 5.5 lbs Ø0.437 (2x) 2-012 (2x) 2-216
AGA-5732	Cover Plate P10 SL,SV,DR,DZ,FD Size 30			Ductile Iron 5.55"x4.75"x1.20" 8.2 lbs Ø0.437 (2x) 2-012 (2x) 2-220
AGA-3169-2	Cover Plate P06 SL,SV,DR,DZ,FD Size 10			Ductile Iron 3.40"x2.70"x1.20" 2.8 lbs Ø0.421 (2x) 15x3mm (2x) 10x2.5mm
AGA-6395	Cover Plate P06 SL,SV,DR,DZ,FD Size 10			Ductile Iron 3.40"x2.70"x1.20" 2.8 lbs Ø0.406 (2x) 15x3mm (2x) 10x2.5mm
AGA-8134	Cover Plate P08 SL,SV,DR,DZ,FD Size 20			Ductile Iron 4.20"x3.75"x1.75" 7.1 lbs Ø0.406 (2x) 2-012 (2x) 2-216
AGA-5152	Cover Plate P10 SL,SV,DR,DZ,FD Size 30			Ductile Iron 4.65"x4.60"x1.80" 10 lbs Ø0.406 (2x) 2-012 (2x) 2-220
AGA-6394	Cover Plate P10 SL,SV,DR,DZ,FD Size 30			Ductile Iron 5.55"x4.75"x2.20" 15 lbs Ø0.421 (2x) 2-012 (2x) 2-220

* See Technical Information section (Page 144) for side identification numbers.



Pre-engineered Circuit Solutions

Drawing #	Description	Hydraulic Schematic 1 = Valve Side, 2 = Manifold Side	Connection	Material
				Size L x W x H Weight Valve (Mtg.)
AGA-2606	Cover Plate Relief Valve DB Subplate Pattern Size 6			Ductile Iron 3.00"x2.25"x0.95" 1.6 lbs Ø0.281 (2x) 7x1.5mm
AGA-2607	Cover Plate Relief Valve DB Subplate Pattern Size 10			Ductile Iron 3.50"x3.00"x0.95" 2.5 lbs Ø0.343 (2x) 12.3x2.4mm
AGA-2608	Cover Plate Subplate Pattern Relief Valve DB Size 20			Ductile Iron 4.75"x3.50"x1.20" 5.1 lbs Ø0.343 (2x) 22x3mm
AGA-2609	Cover Plate Relief Valve DB Subplate Pattern Size 30			Ductile Iron 6.25"x4.75"x1.45" 11.1 lbs Ø0.406 (2x) 34x3mm
AGA-2453-2	Cover Plate R06 Size 10			Ductile Iron 3.30"x3.30"x0.70" 1.9 lbs Ø0.531 (1x) 2-012 (2x) 2-115
AGA-1563-2	Cover Plate W/ DBD...6 R06 Size 10 Cavity			Ductile Iron 4.30"x3.05"x1.50" 5.1 lbs Ø0.531 (2x) 2-115
AGA-2169-2	Cover Plate R08 Size 20			Ductile Iron 4.85"x4.00"x0.55" 2.7 lbs Ø0.656 (1x) 2-012 (2x) 2-216
AGA-1367	Cover Plate R10 Size 30			Ductile Iron 5.80"x4.60"x0.99" 6.8 lbs Ø0.781 (2x) 2-220

* See Technical Information section (Page 144) for side identification numbers.

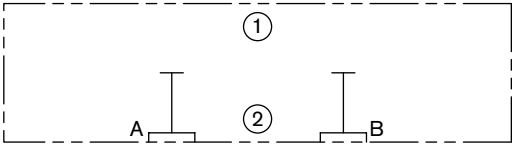
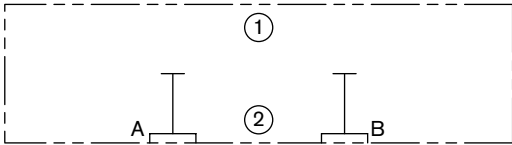
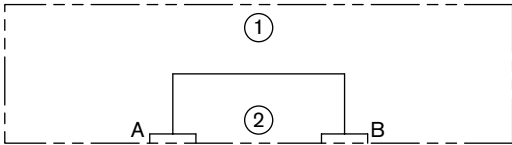
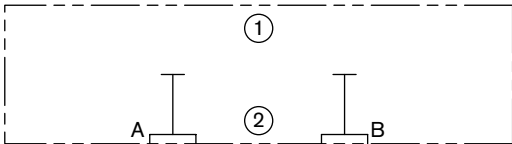
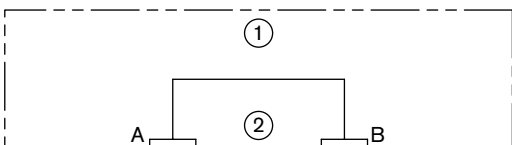
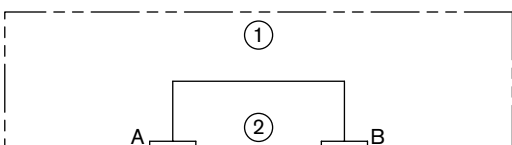
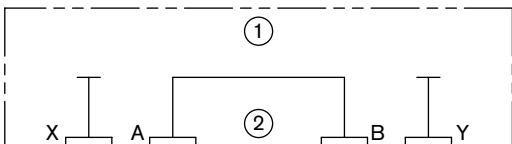
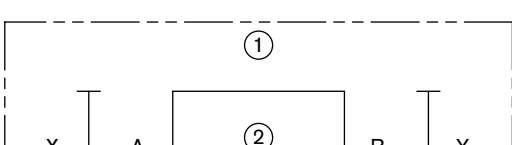
Pre-engineered Circuit Solutions

Drawing #	Description	Hydraulic Schematic 1 = Valve Side, 2 = Manifold Side	Connection	Material Size L x W x H Weight Valve (Mtg.)
AGA-1384	Cover Plate Flow Valve DVP Size 8			Ductile Iron 1.90"x1.85"x0.48" 0.5 lbs Ø0.281 (2x) 9x2mm
AGA-1759	Cover Plate Flow Valve DVP Size 8			Ductile Iron 2.10"x1.90"x0.90" 0.9 lbs Ø0.281 (2x) 9x2mm
AGA-1502-2	Cover Plate Flow Valve DRVP Size 8			Ductile Iron 2.80"x1.90"x0.90" 1.2 lbs Ø0.281 (2x) 9x2mm
AGA-5373	Cover Plate Flow Valve DVP Size 10			Ductile Iron 2.00"x2.00"x0.75" 0.8 lbs Ø0.281 (2x) 12x2mm
AGA-1009-3	Cover Plate Flow Valve DVP Size 16			Ductile Iron 3.70"x2.75"x0.82" 2.1 lbs Ø0.343 (2x) 2-117
AGA-1219	Cover Plate Flow Valve DVP Size 20			Ductile Iron 4.40"x3.00"x0.95" 3.2 lbs Ø0.343 (2x) 2-213
AGA-0857	Cover Plate Flow Valve DVP Size 25			Ductile Iron 5.65"x3.95"x0.70" 4 lbs Ø0.406 (2x) 2-217
AGA-5153	Cover Plate Flow Valve RVP Size 30			Ductile Iron 7.30"x4.55"x2.20" 18.9 lbs Ø0.531 (2x) 39x3mm

* See Technical Information section (Page 144) for side identification numbers.

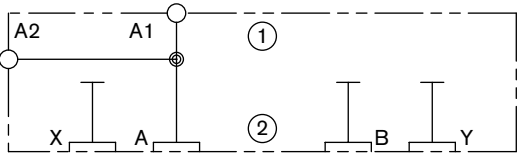
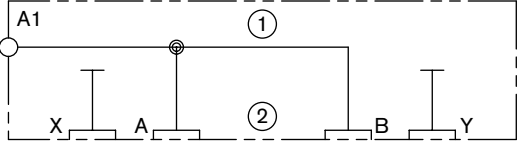
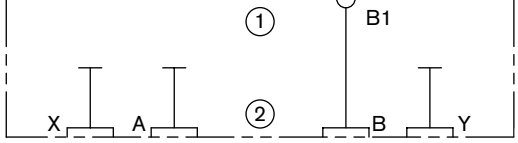
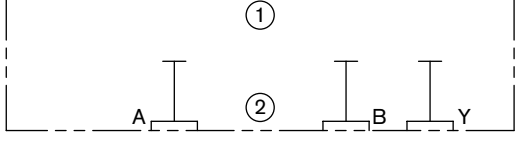
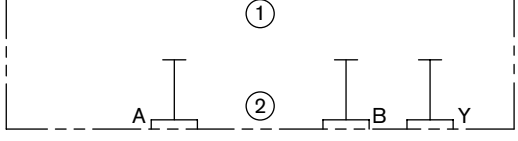
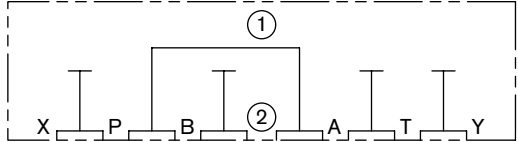
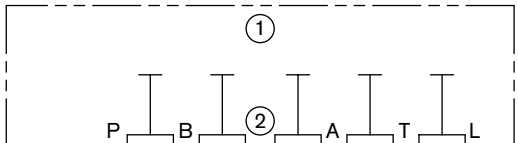
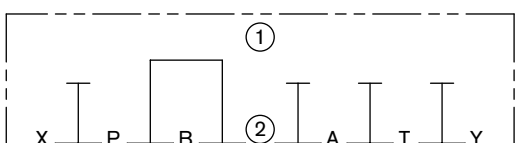


Pre-engineered Circuit Solutions

Drawing #	Description	Hydraulic Schematic 1 = Valve Side, 2 = Manifold Side	Connection	Material
				Size L x W x H Weight Valve (Mtg.)
AGA-3375	Cover Plate 2F06 2FRM 5			Ductile Iron 2.36"x2.36"x0.90" 1.3 lbs Ø0.218 (2x) 12x2.5mm
AGA-2437	Cover Plate 2F07 2FRM 10			Ductile Iron 4.00"x3.75"x0.98" 3.8 lbs Ø0.343 (2x) 2-210
AGA-1558	Cover Plate 2F07 2FRM 10			Ductile Iron 3.75"x3.62"x1.24" 4.3 lbs Ø0.343 (2x) 2-210
AGA-0760	Cover Plate 2F08 2FRM 16			Ductile Iron 4.90"x4.90"x0.70" 4.3 lbs Ø0.406 (2x) 2-215
AGA-7876	Cover Plate 2F08 2FRM 16			Ductile Iron 4.90"x4.90"x1.50" 9.3 lbs Ø0.406 (2x) 2-215
AGA-2128-3	Cover Plate R08 Size 20			Ductile Iron 4.50"x3.80"x1.80" 8 lbs Ø0.656 (2x) 2-216
AGA-0961-2	Cover Plate P06 SL,SV,DR,DZ,FD Size 10			Ductile Iron 3.62"x2.80"x1.25" 3.2 lbs Ø0.437 (2x) 2-012 (2x) 2-115
AGA-2736-2	Cover Plate P06 SL,SV,DR,DZ,FD Size 10			Ductile Iron 3.62"x2.80"x1.25" 3.2 lbs Ø0.406 (2x) 2-012 (2x) 2-115

* See Technical Information section (Page 144) for side identification numbers.

Pre-engineered Circuit Solutions

Drawing #	Description	Hydraulic Schematic		Connection	Material Size L x W x H Weight Valve (Mtg.)
		1 = Valve Side, 2 = Manifold Side			
AGA-3756	Cover Plate P06 SL,SV,DR,DZ,FD Size 10			A1 G 1/4" A2 G 1"	Ductile Iron 3.40"x2.90"x2.20" 5.6 lbs Ø0.421 (2x) 10x2.5mm (2x) 15x2mm
AGA-4448	Cover Plate P08 SL,SV,DR,DZ,FD Size 20			A1 SAE-12 (1 1/16-12UN)	Ductile Iron 4.50"x4.00"x1.80" 8.4 lbs Ø0.421 (2x) 2-012 (2x) 2-216
AGA-1795-2	Cover Plate P08 SL,SV,DR,DZ,FD Size 20			B1 SAE-20 (1 5/8-12UN)	Ductile Iron 4.00"x3.80"x1.40" 5.5 lbs Ø0.406 (2x) 2-012 (2x) 2-216
AGA-2575	Cover Plate P10 SL,SV,DR,DZ,FD Size 30				Ductile Iron 5.50"x4.75"x2.20" 15 lbs Ø0.406 (1x) 2-012 (2x) 2-220
AGA-1368	Cover Plate P10 SL,SV,DR,DZ,FD Size 30				Ductile Iron 5.50"x4.75"x0.70" 4.7 lbs Ø0.406 (1x) 2-012 (2x) 2-220
AGA-2677	Cover Plate D07				Ductile Iron 5.40"x3.63"x1.45" 7.3 lbs (4x) Ø0.406 (2x) Ø0.281 (2x) 10x2mm (4x) 22x2.5mm
AGA-3308	Cover Plate D07				Ductile Iron 5.50"x3.50"x0.95" 4.7 lbs (4x) Ø0.406 (2x) Ø0.281 (1x) 10x2mm (4x) 22x2.5mm
AGA-1159	Cover Plate D07				Ductile Iron 5.40"x3.63"x1.45" 7.3 lbs (4x) Ø0.406 (2x) Ø0.281 (2x) 10x2mm (4x) 22x2.5mm

* See Technical Information section (Page 144) for side identification numbers.



Pre-engineered Circuit Solutions

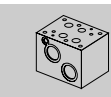
Drawing #	Description	Hydraulic Schematic		Connection	Material Size L x W x H Weight Valve (Mtg.)
		1 = Valve Side, 2 = Manifold Side			
AGA-3630	Sandwich Plate D05			P2 SAE-4 (7/16-20UNF) Side 6	Ductile Iron 3.80"x2.75"x1.15" 3.1 lbs Ø0.281 (5x) 12x2mm O-Ring Plate
AGA-3630	Sandwich Plate D05			P2 SAE-4 (7/16-20UNF) Side 6	Ductile Iron 3.80"x2.75"x1.15" 3.1 lbs Ø0.281 (5x) 12x2mm O-Ring Plate
AGA-2006	Sandwich Plate D05			P2 SAE-6 (9/16-18UNF) Side 6	Ductile Iron 3.50"x2.70"x0.97" 2.3 lbs Ø0.281 (5x) 12x2mm
AGA-2585	Sandwich Plate D05			P2 SAE-12 (1 1/16-12UN) Side 6	Ductile Iron 3.50"x3.00"x1.95" 5.3 lbs Ø0.281 (5x) 12x2mm
AGA-5297	Sandwich Plate D05			P2 SAE-12 (1 1/16-12UN) Side 1	Ductile Iron 4.50"x2.80"x2.00" 6.5 lbs Ø0.281 (5x) 12x2mm
AGA-2495	Sandwich Plate D05				Ductile Iron 3.62"x2.75"x0.95" 2.45 lbs Ø0.281 (5x) 12x2mm
AGA-2221-2	Sandwich Plate D05			A2 SAE-6 (9/16-18UNF)	Ductile Iron 3.90"x2.75"x1.20" 3.3 lbs Ø0.265 (5x) 12x2mm O-Ring Plate
AGA-2221-2	Sandwich Plate D05			B2 SAE-6 (9/16-18UNF)	Ductile Iron 3.90"x2.75"x1.20" 3.3 lbs Ø0.265 (5x) 12x2mm O-Ring Plate

* See Technical Information section (Page 144) for side identification numbers.

Pre-engineered Circuit Solutions

Drawing #	Description	Hydraulic Schematic 1 = Valve Side, 2 = Manifold Side	Connection	Material Size L x W x H Weight Valve (Mtg.)
AGA-0110-2	Sandwich Plate D05			Ductile Iron 3.60"x2.75"x1.40" 3.6 lbs Ø0.281 (5x) 12x2mm O-Ring Plate
AGA-0089-2	Sandwich Plate D05		A2,B2,P2,T2 SAE-4 (7/16-20UNF)	Ductile Iron 3.90"x2.75"x0.95" 2.6 lbs Ø0.265 (5x) 12x2mm O-Ring Plate
AGA-0001-2	Sandwich Plate D05		A2,B2,P2,T2 SAE-4 (7/16-20UNF)	Ductile Iron 3.90"x2.75"x0.95" 2.6 lbs Ø0.265 (5x) 12x2mm O-Ring Plate

* See Technical Information section (Page 144) for side identification numbers.



Notes