

# Control components

## Push-button Gen 3



- ▶ For use with Rexroth control grips
- ▶ For all construction, handling or agricultural applications



These components are intended to be sold integrated in a Rexroth control grip. They are not available as spare part for safety reasons.

### Features

- ▶ Hard-touch surface
- ▶ Dry circuit with resistor bridge
- ▶ Logo and backlight option






### Contents

Type code	2
Technical data	3
Dimensions	4
Cleaning guidelines	4

## Type code

01	02	03
<b>N</b>	<b>B</b>	<b>AA</b>









Button Generation	Performance Level	Option
01	Generation 3	PLc capable
		Wire AWG20 (for DT connectors on stand alone grips)
		<b>N</b>
		<b>O</b>






Background Color	Backlight	Logo Color		
02	Black 	Without Backlight	Without Logo	<b>A</b>
		With Backlight	White	<b>B</b>
	Orange 	Without Backlight	White	<b>C</b>
		With Backlight	Without Logo	<b>D</b>
	Red 	Without Backlight	White	<b>E</b>
		With Backlight	Black	<b>F</b>
	Yellow 	Without Backlight	White	<b>G</b>
		With Backlight	Without Logo	<b>H</b>
	Green 	Without Backlight	White	<b>I</b>
		With Backlight	White	<b>J</b>
		Without Backlight	Without Logo	<b>K</b>
		With Backlight	Black	<b>L</b>
		Without Backlight	White	<b>M</b>
		With Backlight	Without Logo	<b>N</b>
		Without Backlight	White	<b>O</b>
		With Backlight	White	<b>P</b>









### Logo (Not visible in the product code)

03	See logo list	<b>AA</b>
----	---------------	-----------

## Logo list

Blade		<b>AC</b>
AUX	<b>AUX</b>	<b>AD</b>
Hammer		<b>AE</b>
Horn		<b>AF</b>
Unlock central		<b>AG</b>
RPM down		<b>AH</b>
Arrow up		<b>AI</b>
Arrow down		<b>AJ</b>
Rabbit		<b>AK</b>

Turtle		<b>AL</b>
Joystick		<b>AP</b>
Slew Braking		<b>AQ</b>
Plus	<b>+</b>	<b>AU</b>
Minus	<b>-</b>	<b>AV</b>
Float		<b>AX</b>
Point	<b>●</b>	<b>AY</b>
Neutral	<b>N</b>	<b>AZ</b>
Unlock		<b>BA</b>

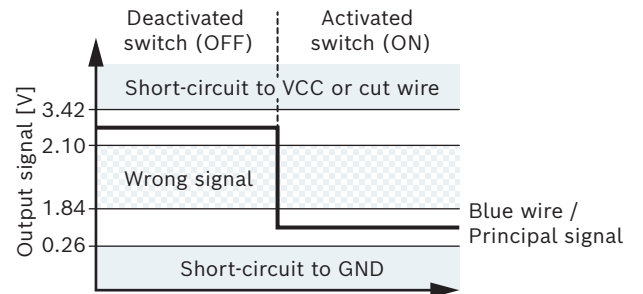
Bucket Pos		<b>BB</b>
Bucket Fix		<b>BC</b>
Differential lock		<b>BD</b>
A		<b>BE</b>
B		<b>BF</b>
C		<b>BG</b>
Cruise control		<b>BH</b>
Pendulum lock		<b>BI</b>

## Technical data

General		
Environmental protection		IP69K
Maximum permissible force on the electrical functions	N	50
Design life according to wiring recommendations		2 Mio cycles
Section of each conducting cable		AWG24
Circuit		Dry contact with resistor bridge for ECU management or Joystick base CAN only (pull-up management)
Maximum current on signal line	mA	10
Drawn current on LED line	mA	10
Backlight supply voltage (min. / max.)	V	5 ... 24
MTTF <sub>D</sub>	Years	33

Electromagnetic compatibility (EMC)		Qualified to standards ISO 7637, ISO 11452, ISO 10605
Switching diagram	Without Backlight	
	With Backlight	

Output signal  
 (5 V Pull up provided by the signal receiver through a 3.16 kΩ Pull up resistor)

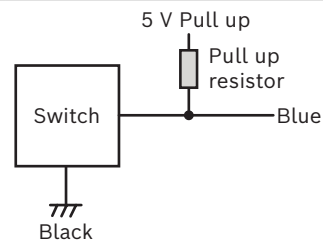


### Recommendations for DC wiring

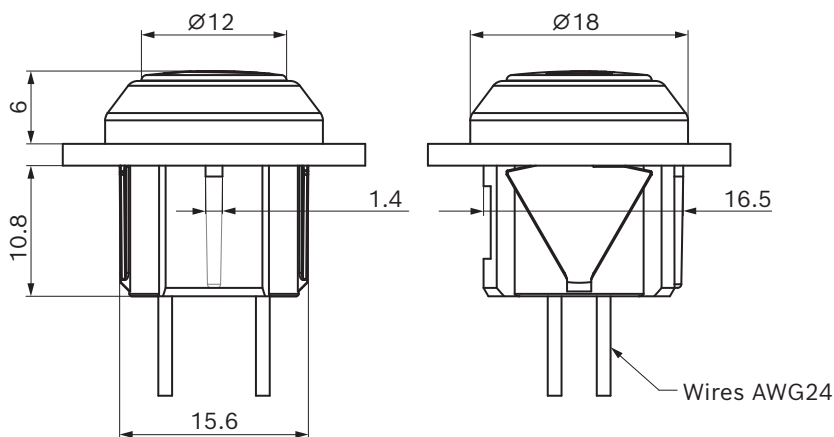
We recommend pull up resistors between 2.8 kΩ and 3.6 kΩ. This ensures sufficient tolerances between high signal, low signal and failure positions.

See below table for values:

Pull up resistor	Signal high	Signal low
2.8 kΩ	2.72 V	0.63 V
3.6 kΩ	2.41 V	0.50 V



## Dimensions



## Cleaning guidelines

- ▶ Never use solvents or aggressive cleaning agents like bleach. Clean the control grip using only water and a plastic cleaning agent if necessary.

### **Bosch Rexroth DSI S.A.S.**

BP 101  
91, bd Irène Joliot-Curie  
69634 Vénissieux Cedex  
France  
Tel. +33 4 78 78 52 52  
[www.boschrexroth.fr](http://www.boschrexroth.fr)

© Bosch Rexroth AG 2021. All rights reserved, also regarding any disposal, exploitation, reproduction, editing, distribution, as well as in the event of applications for industrial property rights. The data specified within only serve to describe the product. No statements concerning a certain condition or suitability for a certain application can be derived from our information. The information given does not release the user from the obligation of own judgment and verification. It must be remembered that our products are subject to a natural process of wear and aging.