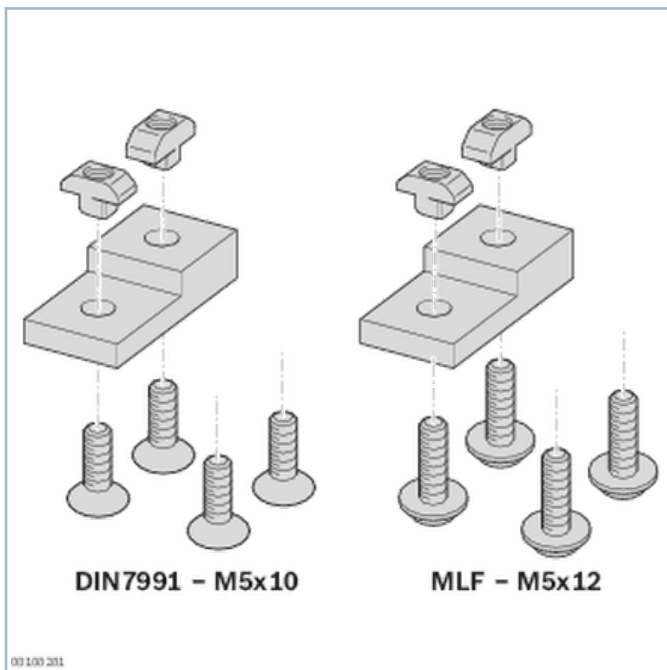


Connection Kit, Stop Rail



[PDF](#) Assembly instructions

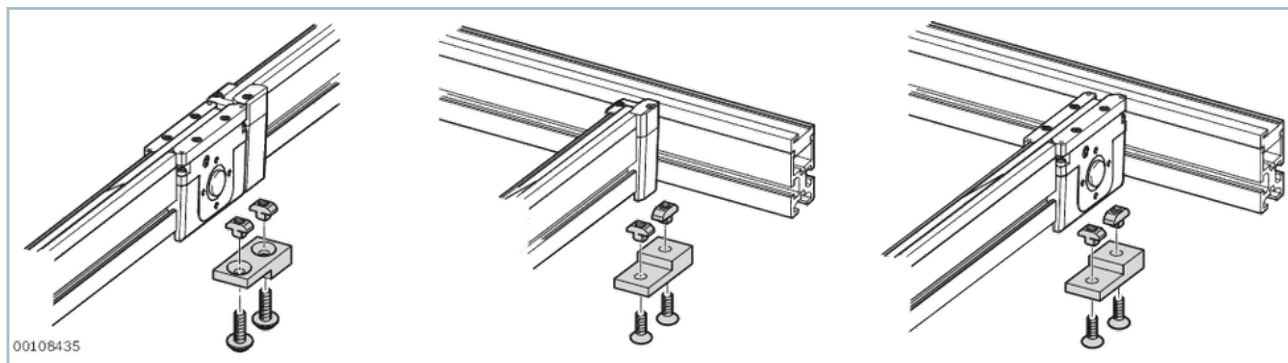
Product description

Connection kit for installing the belt section BS 1/T between two sections ST 1. The height difference in the conveying level between the longitudinal and transverse section is $dh = 4.4 \text{ mm}$.

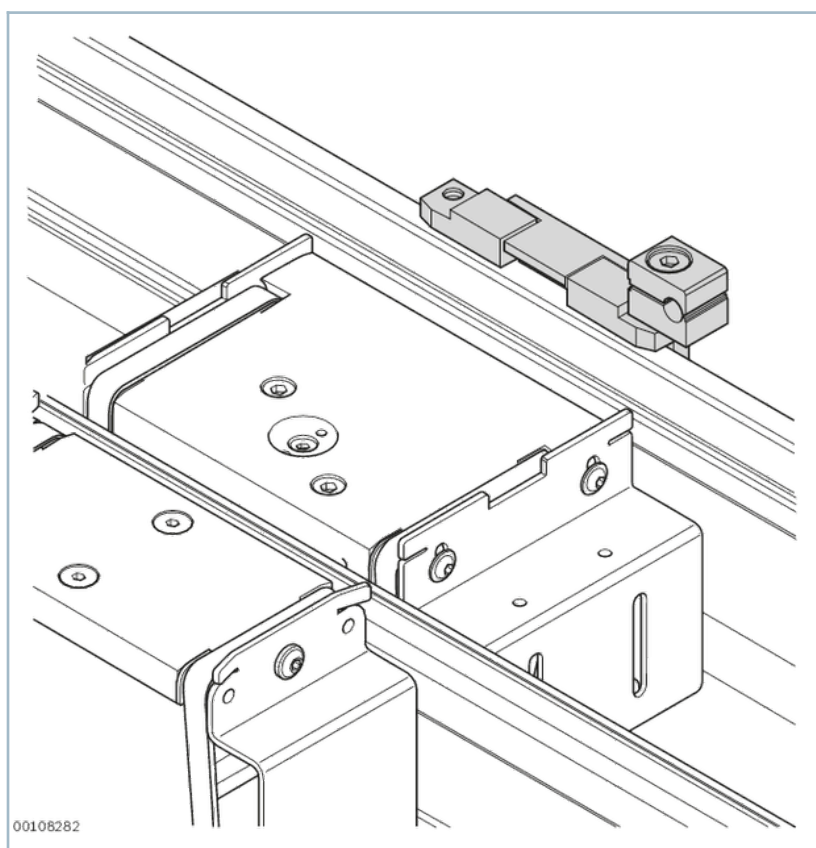
A connection kit can also be used to join two belt sections BS 1/.. together on the front side.

BS1 ... BS1

EQ1 ... BS1



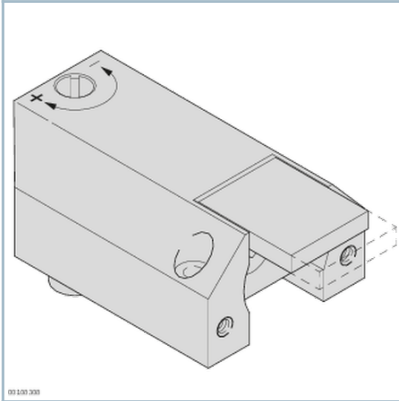
Stop rail for EQ 1/TR, EQ 1/T, EQ 1/TE and HQ 1/U. It stops the workpiece pallet on entering the longitudinal section.



Technical data

No.		3842530095	3842513396
Material entry		Anodized aluminum	Anodized aluminum

Accessories



Damper DA 1/A

[PDF](#) Assembly instructions

- Pneumatic damper
- Degree of damping adjustable
- Workpiece pallet load 0.5 kg to 6 kg permissible (with conveying speed 9 m/min)

Ordering codes

	No.
Connection kit BS 1	3842530095
Stop rail AL 1	3842513396