
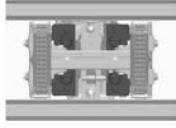
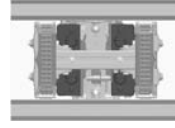

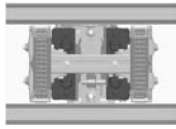


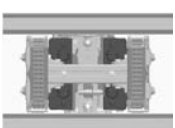
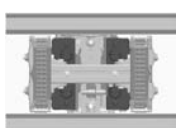
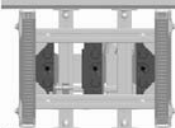
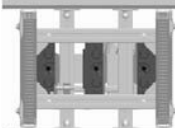
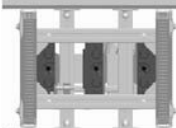
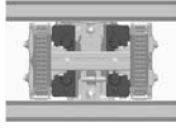

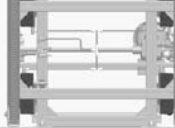
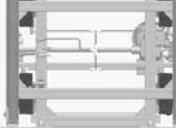





Zylinderanordnung

Schematische Darstellung der Zylinderanordnung nach Baugröße

	b_q 240	b_q 320	b_q 400	b_q 480	b_q 640
					
b_l 240	2 Zylinder	2 Zylinder	2 Zylinder		
Last	48	48	48		
					
b_l 320	2 Zylinder	2 Zylinder	3 Zylinder	3 Zylinder	
Last	48	64	64	64	
					
b_l 400	2 Zylinder	2 Zylinder	3 Zylinder	3 Zylinder	3 Zylinder
Last	48	64	80	96	96
					
b_l 480		2 Zylinder	3 Zylinder	4 Zylinder	4 Zylinder
Last		64	80	96	96
					
b_l 640			3 Zylinder	4 Zylinder	4 Zylinder
Last			80	96	128