

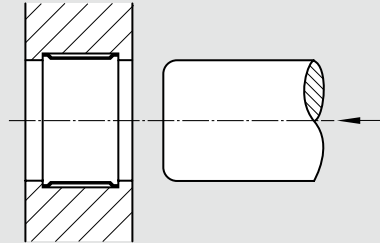
Notes for mounting

Installation

Use a new tolerance ring at each installation!

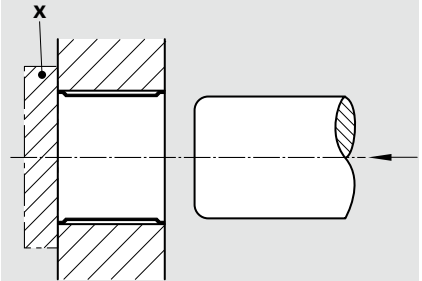
Centered installation, shape R0810

You insert the tolerance ring into the housing and then press the shaft in.



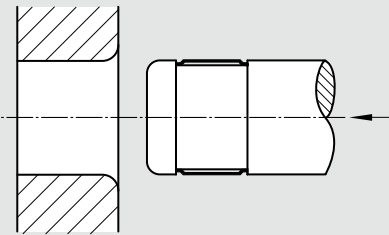
Free installation, shape R0810

The tolerance ring is inserted into the smooth bore and you then support it on a seating surface (x) in the opposite direction of pressing in of the shaft.



Centered installation, shape R0820

You insert the tolerance ring into the shaft groove and then press the shaft together with the inserted tolerance ring into the bore.



Free installation, shape R0820

The tolerance ring is laid around the smooth shaft while supporting it on a seating surface (x) in the opposite direction of pressing in of the shaft.

