
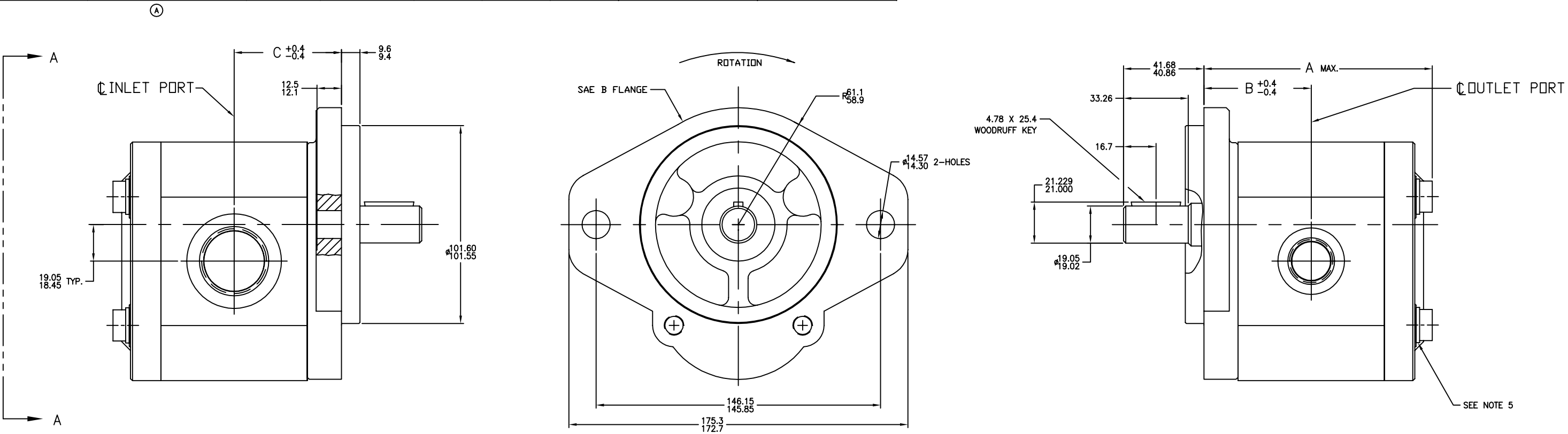



8		7		6			5		4	3	2	1				
MODEL NUMBER	CATALOG NUMBER	DISPLACEMENT	OUTPUT FLOW 	A DIM.	B DIM.	C DIM.	INLET PORT (SAE O-RING BOSS)	OUTLET PORT (SAE O-RING BOSS)				REV	DESCRIPTION	DATE	BY	CKD
		CM³/REV	LITERS/MIN									A	RELEASE TO PRODUCTION (CRR0535)	05-07-04	JPC	D.N.
9510390049	AZPN-12-020RQC12MB	20.45	39.3	109.8	52.1	52.1	1.312-12 UN-2B THD.	.875-14 UNF-2B THD.				A	CHANGED CATALOG CODES (ECN R7878-00273)	04-23-09	MEW	*
9510390050	AZPN-12-022RQC12MB	23.11	44.7	114.7	53.6	53.6										
9510390051	AZPN-12-025RQC12MB-S0040	25.78	49.9	115.8	55.1	55.1	1.625-12 UN-2B THD.	1.062-12 UN-2B THD.								
9510390052	AZPN-12-028RQC12MB-S0040	28.45	55.0	118.8	56.6	56.6										
9510390053	AZPN-12-032RQC12MB-S0040	32.45	62.5	123.3	58.8	58.8										
9510390054	AZPN-12-036RQC12MB-S0040	36.45	70.0	129.7	61.1	61.1										



GENERAL NOTES:

- METRIC LINEAR MEASUREMENTS ARE IN MILLIMETERS
- ROTATION VIEWING DRIVE END: CLOCKWISE
-  OUTPUT FLOWS ARE AT 2000 RPM & 138 BAR USING SAE NO. 10 OIL AT 48°C
- MAX RATED SPEED: UP TO 3500 RPM
- LOCKWASHER REQUIRED IN INSTALLATION 9510390050 & 9510390054.

VIEW A-A

DO NOT SCALE UNLESS OTHERWISE SPECIFIED	DRN JPC 03-12-04	DATE 03-12-04	DESCRIPTION PUMP-GEAR, INSTALLATION	SCALE FULL
LINEAR DIMENSION TOL.	DATE D.N. 05-07-04	DATE 05-07-04	DATE 05-07-04	DATE 05-07-04
0- 6- 6- 30- 30- 120- 120- 400- 400-1000- ANGLES -	APPD 2606-301-026TAB	REV A	INTL A	SHEET 1 OF 1
METRIC THIRD ANGLE PROJECTION	ALL PROPRIETARY RIGHTS IN THE SUBJECT MATTER HEREOF ARE RESERVED, AND NO PERMISSION IS GRANTED TO REPRODUCE THIS PRINT IN WHOLE OR PART, OR TO DISCLOSE ANY OF THE INFORMATION UPON IT TO OTHERS.	REV A	INTL A	Rexroth Bosch Group WOOSTER, OHIO 44691